

DRÄGERWERK AG & CO. KGAA VZ

ISIN: **DE0005550636** WKN: **555063**

Overview

2022/10/06 21:55:25

Price
43.35 EUR

Difference  1.29% (0.55)

General attributes

ISIN	DE0005550636
Symbol	DRW3
Exchange	Berlin
Currency	EUR
Sector	Chemical / Pharmaceutical / Health
Security type	Stock
Market cap (m)	756 EUR
Benchmark	GERMANY DAX

Market data

Bid (Bid size)	-
Ask (Ask size)	-
Open	42.95 EUR
High	44.00 EUR
Low	42.95 EUR
Close (prev. day)	42.80 EUR
VWAP	-
Volume (pcs)	0
Trading volume	0.00
Number of trades	18
Last size	0

Futures and Options










Related Futures	-
Related Options	655

5y



Information about previous performance does not guarantee future performance.
Source: FactSet

Recent research

on sector		on market	
Date		Headline	Download
2022/10/05		Global Equity Ratings	
2022/10/05		Aktienempfehlungen Global	
2022/09/26		Global Equity Ratings	
2022/09/26		Aktienempfehlungen Global	
2022/09/23		Equity Weekly	

Details

2022/10/06 21:55:25

Price

43.35 EUR

Difference ▲ 1.29% (0.55)

General attributes

ISIN	DE0005550636
Symbol	DRW3
Exchange	Berlin
Currency	EUR
Sector	Chemical / Pharmaceutical / Health
Security type	Stock
Market cap (m)	756 EUR
Benchmark	GERMANY DAX

Market data

Bid (Bid size)	-
Ask (Ask size)	-
Open	42.95 EUR
High	44.00 EUR
Low	42.95 EUR
Close (prev. day)	42.80 EUR
VWAP	-
Volume (pcs)	0
Trading volume	0.00
Number of trades	18
Last size	0

Performance and Risk

	6m	1y	3y
Perf (%)	-14.67%	-36.58%	-4.64%
Perf (abs.)	-7.45	-25.00	-2.11
Beta	0.60	0.55	0.27
Volatility	28.22	30.32	40.34

5y



Information about previous performance does not guarantee future performance.
Source: FactSet

Price data

Ø price 5 days Ø volume 5 days (pcs.)	43.05 EUR (0)
Ø price 30 days Ø volume 30 days (pcs.)	45.04 EUR (4)
Ø price 100 days Ø volume 100 days (pcs.)	48.24 EUR (6)
Ø price 250 days Ø volume 250 days (pcs.)	52.04 EUR (7)
YTD High date	55.75 EUR (2022/01/03)
YTD Low date	38.35 EUR (2022/09/28)
52 Weeks High date	71.70 EUR (2021/10/15)
52 Weeks Low date	38.35 EUR (2022/09/28)

Arbitrage views

Exchange ⊕	Date	Time	Price	Trading volume (mio.)	Number of trades
Xetra	2022/10/06	17:35	43.35 EUR	0.61	169
Vienna Stock Exchange	2022/10/06	17:32	43.60 EUR	0.00	2
Tradegate	2022/10/06	22:26	43.25 EUR	0.03	14
Stuttgart	2022/10/06	21:55	43.00 EUR	0.00	49
SIX Swiss Exchange	2019/	17:30	59.50 CHF	0.00	3

	06/26					
Munich	2022/ 10/06	08:00	42.65 EUR	0.00		1
London Stock Exchange European Trade Reporting	2022/ 10/06	17:30	43.575 EUR	0.00		2
Hanover	2022/ 10/06	08:15	42.60 EUR	0.00		1
Hamburg	2022/ 10/06	08:15	42.60 EUR	0.00		1
Frankfurt	2022/ 10/06	08:01	42.65 EUR	0.00		1
FINRA other OTC Issues	2022/ 09/27	15:59	38.00 USD	0.00		1
Duesseldorf	2022/ 10/06	21:01	42.95 EUR	0.00		10
Berlin	2022/ 10/06	21:55	43.35 EUR	0.00		18

Company profile

Company Logo



Contact Details

DRAEGERWERK AG & CO. KGAA

--

Moislinger Allee 53-55 - 23558 Luebeck

Telefon: 49-451-882-0

Fax: 49-451-882-2080

E-mail: info@draeger.com

Company Profile

-

Members of Management Board

Stefan Dräger	Chairman of Managing Board
Reiner Piske	Member of Executive Committee
Anton Schrofner	Member of Executive Committee
Gert-Hartwig Lescow	Member of Executive Committee
Rainer Klug	Member of Executive Committee

Board of directors

Stefan H. Lauer	Chairman of Supervisory Board
Reinhard Zinkann	Member of Supervisory Board
Thorsten Grenz	Member of Supervisory Board
Astrid Hamker	Member of Supervisory Board
Bettina van Almsick	Member of Supervisory Board
Daniel Friedrich	Member of Supervisory Board
Maria Dietz	Member of Supervisory Board
Nike Bente	Member of Supervisory Board
Siegfried Kasang	Member of Supervisory Board
Stephan Kruse	Member of Supervisory Board
Thomas Rickers	Member of Supervisory Board
Uwe Lüders	Member of Supervisory Board