

ORPHAZYME A/S

ISIN: **DK0062502894** WKN: -

Overview

2023/12/12 02:10:00

Price

90.0000 USD

Difference  -0.00% (-0.00)

General attributes

ISIN DK0062502894

Symbol ORPHA

Exchange FINRA other OTC Issues

Currency USD

Sector Chemical / Pharmaceutical / Health

Security type Stock

Market cap (m) 5 EUR

Benchmark OMX COPENHAGEN 20

Market data

Bid (Bid size) -

Ask (Ask size) -

Open 90.0000 USD

High 90.0000 USD

Low 90.0000 USD

Close (prev. day) 90.00 USD

VWAP 90.20 USD

Volume (pcs) 0

Trading volume 0.00

Number of trades 1

Last size 0

Futures and Options

Related Futures -

Related Options -

5y













Information about previous performance does not guarantee future performance.

Source: FactSet

Recent research

on sector

Date	Headline	Download
2024/04/26	 Global Equity Ratings	
2024/04/26	 Aktienempfehlungen Global	
2024/04/15	 Aktienempfehlungen Österreich	
2024/04/03	 Global Equity Ratings	
2024/04/03	 Aktienempfehlungen Global	

Details

2023/12/12 02:10:00

Price

90.0000 USD

Difference  -0.00% (-0.00)

General attributes

ISIN	DK0062502894
Symbol	ORPHA
Exchange	FINRA other OTC Issues
Currency	USD
Sector	Chemical / Pharmaceutical / Health
Security type	Stock
Market cap (m)	5 EUR
Benchmark	OMX COPENHAGEN 20

Market data

Bid (Bid size)	-
Ask (Ask size)	-
Open	90.0000 USD
High	90.0000 USD
Low	90.0000 USD
Close (prev. day)	90.00 USD
VWAP	90.20 USD
Volume (pcs)	0
Trading volume	0.00
Number of trades	1
Last size	0

Performance and Risk

	6m	1y	3y
Perf (%)	-	-	-
Perf (abs.)	-	-	-
Beta	-0.10	-0.08	0.31
Volatility	5,062.22	3,985.75	1,805.50

5y



Information about previous performance does not guarantee future performance.
Source: FactSet

Price data

Ø price 5 days Ø volume 5 days (pcs.)	- USD (-)
Ø price 30 days Ø volume 30 days (pcs.)	- USD (0)
Ø price 100 days Ø volume 100 days (pcs.)	45.0005 USD (1)
Ø price 250 days Ø volume 250 days (pcs.)	113.1430 USD (0)
YTD High date	- USD (-)
YTD Low date	- USD (-)
52 Weeks High date	150.0000 USD (2023/08/28)
52 Weeks Low date	0.0010 USD (2023/11/10)

Arbitrage views

Exchange 	Date	Time	Price	Trading volume (mio.)	Number of trades
Stuttgart	2024/04/26	08:11	131.00 EUR	0.00	1
Nasdaq Copenhagen	2024/04/26	13:28	1,090.00 DKK	0.03	14
Munich	2024/04/26	08:11	137.00 EUR	0.00	1
London Stock Exchange	2022/07/07	17:36	1,999.57 DKK	0.05	1
Frankfurt	2024/04/26	08:08	131.00 EUR	0.00	1

	26					
FINRA other OTC Issues	2023/12/ 12	02:10	90.0000 USD	0.00		1
Berlin	2024/04/ 26	16:15	146.50 EUR	0.00		11

Company profile

Company Logo



Company Profile

-

Contact Details

ORPHAZYME

--

Telefon: -

Fax: -

E-mail: -