

GR SILVER MINING LTD.

ISIN: CA36258E1025 WKN: -

Overview

2024/07/26 08:05:14

Price
0.1005 EURDifference  0.00% (0.00)

General attributes

ISIN	CA36258E1025
Symbol	GRSL
Exchange	Frankfurt
Currency	EUR
Sector	Energy / Commodities
Security type	Stock
Market cap (m)	36 EUR
Benchmark	S&P/TSX 60 INDEX

Market data

Bid (Bid size)	-
Ask (Ask size)	-
Open	0.1005 EUR
High	0.1005 EUR
Low	0.1005 EUR
Close (prev. day)	0.1005 EUR
VWAP	0.147 EUR
Volume (pcs)	0
Trading volume	0.00
Number of trades	1
Last size	0

Futures and Options







Related Futures	-
Related Options	-

5y



Information about previous performance does not guarantee future performance.
Source: FactSet

Recent research

on sector		
Date	Headline	Download
2024/07/26	 Equity Weekly	
2024/07/24	 Global Equity Ratings	
2024/07/24	 Aktienempfehlungen Global	
2024/07/15	 Aktienempfehlungen Global	
2024/07/12	 Equity Weekly	

Details

2024/07/26 08:05:14

Price

0.1005 EUR

Difference ↔ 0.00% (0.00)

General attributes

ISIN	CA36258E1025
Symbol	GRSL
Exchange	Frankfurt
Currency	EUR
Sector	Energy / Commodities
Security type	Stock
Market cap (m)	36 EUR
Benchmark	S&P/TSX 60 INDEX

Market data

Bid (Bid size)	-
Ask (Ask size)	-
Open	0.1005 EUR
High	0.1005 EUR
Low	0.1005 EUR
Close (prev. day)	0.1005 EUR
VWAP	0.147 EUR
Volume (pcs)	0
Trading volume	0.00
Number of trades	1
Last size	0

Performance and Risk

	6m	1y	3y
Perf (%)	+94.02%	+133.72%	-67.84%
Perf (abs.)	+0.05	+0.06	-0.21
Beta	2.89	1.81	1.43
Volatility	166.91	254.66	201.43

5y



Information about previous performance does not guarantee future performance.
Source: FactSet

Price data

Ø price 5 days Ø volume 5 days (pcs.)	0.1011 EUR (0)
Ø price 30 days Ø volume 30 days (pcs.)	0.1116 EUR (4,003)
Ø price 100 days Ø volume 100 days (pcs.)	0.1181 EUR (5,616)
Ø price 250 days Ø volume 250 days (pcs.)	0.0695 EUR (4,328)
YTD High date	0.1625 EUR (2024/06/03)
YTD Low date	0.0412 EUR (2024/02/29)
52 Weeks High date	0.1625 EUR (2024/06/03)
52 Weeks Low date	0.0140 EUR (2023/10/24)

All listings for GR SILVER MINING LTD.

Exchange ↕	Date	Time	Price	Trading volume (mio.)	Number of trades
Tradegate	2024/07/26	22:02	0.113 EUR	0.00	1
TSX Venture Exchange	2024/07/26	21:59	0.17 CAD	0.05	59
Stuttgart	2024/07/26	11:05	0.1075 EUR	0.00	5
Munich	2024/07/26	08:00	0.1075 EUR	0.00	2
Frankfurt	2024/07/26	08:05	0.1005 EUR	0.00	1

	26					
FINRA other OTC Issues	2024/07/ 26	21:57	0.1251 USD	0.02		43
Berlin	2024/07/ 26	20:48	0.113 EUR	0.00		20

Company profile

Company Logo



Company Profile

-

Contact Details

GR SILVER MINING

--

Telefon: -

Fax: -

E-mail: -