

## VOW ASA

ISIN: NO0010708068

WKN: -

## Overview

2024/06/13 17:50:27

Price  
0.61 USDDifference  -6.15% (-0.04)

## General attributes

ISIN	NO0010708068
Symbol	VOW
Exchange	FINRA other OTC Issues
Currency	USD
Sector	Utilities
Security type	Stock
Market cap (m)	68 EUR
Benchmark	NORWAY OSLO BORS ALL SHARE(TRG)

## Market data

Bid (Bid size)	-
Ask (Ask size)	-
Open	0.61 USD
High	0.61 USD
Low	0.61 USD
Close (prev. day)	0.65 USD
VWAP	0.61 USD
Volume (pcs)	1,800
Trading volume	1,098.00
Number of trades	1
Last size	1,800

## Futures and Options







Related Futures	-
Related Options	-

5y



Information about previous performance does not guarantee future performance.  
Source: FactSet

## Recent research

on sector	Date	Headline	Download
	2024/07/15	 Aktienempfehlungen Global	
	2024/07/12	 Global Equity Ratings	
	2024/07/09	 Aktienempfehlungen Österreich	
	2024/06/24	 Aktienempfehlungen Österreich	
	2024/06/21	 Global Equity Ratings	

## Details

2024/06/13 17:50:27

Price  
0.61 USDDifference  -6.15% (-0.04)

## General attributes

ISIN	NO0010708068
Symbol	VOW
Exchange	FINRA other OTC Issues
Currency	USD
Sector	Utilities
Security type	Stock
Market cap (m)	68 EUR
Benchmark	NORWAY OSLO BORS ALL SHARE(TRG)

## Market data

Bid (Bid size)	-
Ask (Ask size)	-
Open	0.61 USD
High	0.61 USD
Low	0.61 USD
Close (prev. day)	0.65 USD
VWAP	0.61 USD
Volume (pcs)	1,800
Trading volume	1,098.00
Number of trades	1
Last size	1,800

## Performance and Risk

	6m	1y	3y
Perf (%)	-	-	-
Perf (abs.)	-	-	-
Beta	1.16	1.07	0.99
Volatility	76.73	169.37	782.86

5y



Information about previous performance does not guarantee future performance.  
Source: FactSet

## Price data

Ø price 5 days   Ø volume 5 days (pcs.)	- USD (-)
Ø price 30 days   Ø volume 30 days (pcs.)	0.60 USD (396)
Ø price 100 days   Ø volume 100 days (pcs.)	0.61 USD (270)
Ø price 250 days   Ø volume 250 days (pcs.)	1.04 USD (234)
YTD High   date	0.65 USD (2024/06/03)
YTD Low   date	0.54 USD (2024/05/22)
52 Weeks High   date	1.68 USD (2023/07/27)
52 Weeks Low   date	0.54 USD (2024/05/22)

## Arbitrage views

Exchange 	Date	Time	Price	Trading volume (mio.)	Number of trades
Tradegate	2024/07/16	22:26	0.615 EUR	0.01	8
Stuttgart	2024/07/17	09:05	0.611 EUR	0.00	2
Munich	2024/07/17	08:18	0.598 EUR	0.00	1
London Stock Exchange European Trade Reporting	2024/07/17	09:00	7.25 NOK	0.00	1
Frankfurt	2024/07/17	08:03	0.604 EUR	0.00	1

	07/17					
First North Stockholm	2024/ 05/28	11:37	6.22 NOK	0.01		2
FINRA other OTC Issues	2024/ 06/13	17:50	0.61 USD	0.00		1
Duesseldorf	2024/ 07/17	08:10	0.606 EUR	0.00		1
Berlin	2024/ 07/17	08:18	0.598 EUR	0.00		1

## Company profile

### Company Logo



### Company Profile

-

### Contact Details

VOW ASA

--

----

Telefon: -

Fax: -

E-mail: -