

VOW ASA

ISIN: NO0010708068

WKN: -

Overview

2024/06/13 17:50:27

Price
0.61 USDDifference  -6.15% (-0.04)

General attributes

ISIN	NO0010708068
Symbol	VOW
Exchange	FINRA other OTC Issues
Currency	USD
Sector	Utilities
Security type	Stock
Market cap (m)	66 EUR
Benchmark	NORWAY OSLO BORS ALL SHARE(TRG)

Market data

Bid (Bid size)	-
Ask (Ask size)	-
Open	0.61 USD
High	0.61 USD
Low	0.61 USD
Close (prev. day)	0.65 USD
VWAP	0.61 USD
Volume (pcs)	1,800
Trading volume	1,098.00
Number of trades	1
Last size	1,800

Futures and Options

Related Futures	-
Related Options	-










5y



Information about previous performance does not guarantee future performance.
Source: FactSet

Recent research

on sector

Date	Headline	Download
2024/07/15	 Aktienempfehlungen Global	
2024/07/12	 Global Equity Ratings	
2024/07/09	 Aktienempfehlungen Österreich	
2024/06/24	 Aktienempfehlungen Österreich	
2024/06/21	 Global Equity Ratings	

Details

2024/06/13 17:50:27

Price

0.61 USD

Difference 📉 -6.15% (-0.04)

General attributes

ISIN	NO0010708068
Symbol	VOW
Exchange	FINRA other OTC Issues
Currency	USD
Sector	Utilities
Security type	Stock
Market cap (m)	66 EUR
Benchmark	NORWAY OSLO BORS ALL SHARE(TRG)

Market data

Bid (Bid size)	-
Ask (Ask size)	-
Open	0.61 USD
High	0.61 USD
Low	0.61 USD
Close (prev. day)	0.65 USD
VWAP	0.61 USD
Volume (pcs)	1,800
Trading volume	1,098.00
Number of trades	1
Last size	1,800

Performance and Risk

	6m	1y	3y
Perf (%)	-	-	-
Perf (abs.)	-	-	-
Beta	1.16	1.07	0.99
Volatility	76.73	169.37	782.86

5y



Information about previous performance does not guarantee future performance.
Source: FactSet

Price data

Ø price 5 days Ø volume 5 days (pcs.)	- USD (-)
Ø price 30 days Ø volume 30 days (pcs.)	0.60 USD (396)
Ø price 100 days Ø volume 100 days (pcs.)	0.61 USD (270)
Ø price 250 days Ø volume 250 days (pcs.)	1.04 USD (234)
YTD High date	0.65 USD (2024/06/03)
YTD Low date	0.54 USD (2024/05/22)
52 Weeks High date	1.68 USD (2023/07/27)
52 Weeks Low date	0.54 USD (2024/05/22)

Arbitrage views

Exchange 📍	Date	Time	Price	Trading volume (mio.)	Number of trades
Tradegate	2024/07/16	22:26	0.615 EUR	0.01	8
Stuttgart	2024/07/16	15:35	0.59 EUR	0.00	10
Munich	2024/07/16	08:08	0.586 EUR	0.00	1
London Stock Exchange European Trade Reporting	2024/07/16	16:20	7.22 NOK	0.00	2
Frankfurt	2024/07/16	15:45	0.59 EUR	0.00	1

	07/16					
First North Stockholm	2024/ 05/28	11:37	6.22 NOK	0.01		2
FINRA other OTC Issues	2024/ 06/13	17:50	0.61 USD	0.00		1
Duesseldorf	2024/ 07/16	08:10	0.572 EUR	0.00		3
Berlin	2024/ 07/16	08:08	0.553 EUR	0.00		3

Company profile

Company Logo



Company Profile

-

Contact Details

VOW ASA

--

Telefon: -

Fax: -

E-mail: -