

## ELKEM ASA

ISIN: NO0010816093

WKN: -

## Overview

2024/07/12 16:51:56

Price  
2.11 USDDifference  5.50% (0.11)

## General attributes

ISIN	NO0010816093
Symbol	ELK
Exchange	FINRA other OTC Issues
Currency	USD
Sector	Industry
Security type	Stock
Market cap (m)	1,246 EUR
Benchmark	NORWAY OSLO BORS ALL SHARE(TRG)

## Market data

Bid (Bid size)	-
Ask (Ask size)	-
Open	2.11 USD
High	2.11 USD
Low	2.11 USD
Close (prev. day)	2.00 USD
VWAP	2.11 USD
Volume (pcs)	10,100
Trading volume	21,311.00
Number of trades	2
Last size	10,000

## Futures and Options

Related Futures	-
Related Options	-









5y



Information about previous performance does not guarantee future performance.  
Source: FactSet

## Recent research

on sector

Date		Headline	Download
2024/07/12		Global Equity Ratings	
2024/07/12		Aktienempfehlungen Global	
2024/07/09		Aktienempfehlungen Österreich	
2024/06/24		Aktienempfehlungen Österreich	
2024/06/21		Global Equity Ratings	

## Details

2024/07/12 16:51:56

## Price

2.11 USD

Difference ▲ 5.50% (0.11)

## General attributes

ISIN	NO0010816093
Symbol	ELK
Exchange	FINRA other OTC Issues
Currency	USD
Sector	Industry
Security type	Stock
Market cap (m)	1,246 EUR
Benchmark	NORWAY OSLO BORS ALL SHARE(TRG)

## Market data

Bid (Bid size)	-
Ask (Ask size)	-
Open	2.11 USD
High	2.11 USD
Low	2.11 USD
Close (prev. day)	2.00 USD
VWAP	2.11 USD
Volume (pcs)	10,100
Trading volume	21,311.00
Number of trades	2
Last size	10,000

## Performance and Risk

	6m	1y	3y
Perf (%)	+0.96%	-	-42.97%
Perf (abs.)	+0.02	-	-1.59
Beta	1.66	1.24	1.10
Volatility	120.35	89.77	65.67

5y



Information about previous performance does not guarantee future performance.  
Source: FactSet

## Price data

Ø price 5 days   Ø volume 5 days (pcs.)	- USD (-)
Ø price 30 days   Ø volume 30 days (pcs.)	2.05 USD (350)
Ø price 100 days   Ø volume 100 days (pcs.)	1.98 USD (242)
Ø price 250 days   Ø volume 250 days (pcs.)	1.91 USD (258)
YTD High   date	2.15 USD (2024/04/04)
YTD Low   date	1.70 USD (2024/02/26)
52 Weeks High   date	2.15 USD (2024/04/04)
52 Weeks Low   date	1.60 USD (2023/12/11)

## All listings for ELKEM ASA

Exchange <span>📍</span>	Date	Time	Price	Trading volume (mio.)	Number of trades
Tradegate	2024/07/12	22:26	1.941 EUR	0.06	13
Stuttgart	2024/07/12	15:22	1.935 EUR	0.00	10
Munich	2024/07/12	08:03	1.741 EUR	0.00	1
London Stock Exchange European Trade Reporting	2024/07/12	16:20	23.13 NOK	0.00	1
Frankfurt	2024/	17:15	1.907 EUR	0.00	8

	07/12					
First North Stockholm	2024/ 07/12	18:00	21.66 NOK	0.00		1
FINRA other OTC Issues	2024/ 07/12	16:51	2.11 USD	0.02		2
Duesseldorf	2024/ 07/12	19:30	1.905 EUR	0.00		6
Berlin	2024/ 07/12	08:03	1.716 EUR	0.00		3

## Company profile

### Company Logo



### Company Profile

-

### Contact Details

ELKEM ASA

--

HOFFSVEIEN 65 B -- OSLO 0303

Telefon: +47 - 22450 - 100

Fax: +47 - 22450 - 155

E-mail: [info@elkem.no](mailto:info@elkem.no)