

EVOTEC AG

ISIN: DE0005664809

WKN: 566480

Overview

2024/07/29 19:31:45

Price

8.655 EUR

Difference  -0.69% (-0.06)

General attributes

ISIN DE0005664809

Symbol EVT

Exchange Duesseldorf

Currency EUR

Sector Chemical / Pharmaceutical / Health

Security type Stock

Market cap (m) 1,543 EUR

Benchmark GERMANY DAX

Market data

Bid (Bid size) -

Ask (Ask size) -

Open 8.465 EUR

High 8.73 EUR

Low 8.465 EUR

Close (prev. day) 8.715 EUR

VWAP -

Volume (pcs) 85

Trading volume 719.53

Number of trades 5

Last size 0

Futures and Options

Related Futures 24

Related Options -







5y



Information about previous performance does not guarantee future performance.

Source: FactSet

Recent research

on sector		on market	
Date		Headline	Download
2024/07/29		Aktienempfehlungen Österreich	
2024/07/24		Global Equity Ratings	
2024/07/24		Aktienempfehlungen Global	
2024/07/15		Aktienempfehlungen Global	
2024/07/12		Global Equity Ratings	

Details

2024/07/29 19:31:45

Price

8.655 EUR

Difference 📉 -0.69% (-0.06)

General attributes

ISIN	DE0005664809
Symbol	EVT
Exchange	Duesseldorf
Currency	EUR
Sector	Chemical / Pharmaceutical / Health
Security type	Stock
Market cap (m)	1,543 EUR
Benchmark	GERMANY DAX

Market data

Bid (Bid size)	-
Ask (Ask size)	-
Open	8.465 EUR
High	8.73 EUR
Low	8.465 EUR
Close (prev. day)	8.715 EUR
VWAP	-
Volume (pcs)	85
Trading volume	719.53
Number of trades	5
Last size	0

Performance and Risk

	6m	1y	3y
Perf (%)	-39.35%	-61.70%	-74.93%
Perf (abs.)	-5.62	-13.95	-25.88
Beta	1.78	1.85	1.10
Volatility	73.88	62.39	53.11

5y



Information about previous performance does not guarantee future performance.
Source: FactSet

Price data

Ø price 5 days Ø volume 5 days (pcs.)	8.718 EUR (217)
Ø price 30 days Ø volume 30 days (pcs.)	8.833 EUR (202)
Ø price 100 days Ø volume 100 days (pcs.)	10.513 EUR (346)
Ø price 250 days Ø volume 250 days (pcs.)	14.904 EUR (197)
YTD High date	21.360 EUR (2024/01/02)
YTD Low date	7.315 EUR (2024/06/19)
52 Weeks High date	24.250 EUR (2023/08/01)
52 Weeks Low date	7.315 EUR (2024/06/19)

All listings for EVOTEC AG

Exchange	Date	Time	Price	Trading volume (mio.)	Number of trades
Xetra	2024/07/29	17:35	8.705 EUR	4.66	1,288
Vienna Stock Exchange	2024/07/29	17:32	8.69 EUR	0.00	5
Tradegate	2024/07/29	22:26	8.65 EUR	1.75	320
Stuttgart	2024/07/29	21:45	8.69 EUR	0.15	78
SIX Swiss Exchange	2023/	17:35	27.76 CHF	0.00	1

	04/12					
Munich	2024/ 07/29	16:38	8.58 EUR	0.03		2
London Stock Exchange European Trade Reporting	2024/ 07/29	17:30	8.685 EUR	0.00		2
Hanover	2024/ 07/29	08:16	8.465 EUR	0.00		3
Hamburg	2024/ 07/29	08:16	8.465 EUR	0.00		3
Frankfurt	2024/ 07/29	21:49	8.675 EUR	0.01		4
FINRA other OTC Issues	2024/ 07/11	20:04	10.13 USD	0.02		17
Euronext Milan MTF Trading After Hours	2024/ 06/19	18:05	7.055 EUR	0.00		2
Euronext Milan MTF Global Equity Market	2024/ 07/29	17:44	8.68 EUR	0.00		1
Duesseldorf	2024/ 07/29	19:31	8.655 EUR	0.00		5
Berlin	2024/ 07/29	21:52	8.685 EUR	0.00		18

Company profile

Company Logo



Contact Details

EVOTEC SE

--

Manfred Eigen Campus, Essener Bogen 7 -
22419 Hamburg

Telefon: +49-40-56081-0

Fax: +49-40-56081-222

E-mail: info@evotec.com

Company Profile

-

Members of Management Board

Christian Wojczewski Chairman of Managing Board

Cord Dohrmann Member of Executive Committee

Craig Johnstone Member of Executive Committee

Matthias Evers Member of Executive Committee

Aurelie Dalbiez Member of Executive Committee

Laetitia Rouxel Member of Executive Committee

Board of directors

Iris Löw-Friedrich Chairman of Supervisory Board

Constanze Ulmer-Eilfort Member of Supervisory Board

Duncan McHale Member of Supervisory Board

Camilla Languille Member of Supervisory Board

Roland Sackers Member of Supervisory Board

Wesley Wheeler Member of Supervisory Board