

ECKERT & ZIEGLER SE

ISIN: DE0005659700 WKN: 565970

Overview

2024/07/26 19:31:46

Price
43.46 EURDifference  1.97% (0.84)

General attributes

ISIN	DE0005659700
Symbol	EUZ
Exchange	Duesseldorf
Currency	EUR
Sector	Chemical / Pharmaceutical / Health
Security type	Stock
Market cap (m)	904 EUR
Benchmark	GERMANY DAX

Market data

Bid (Bid size)	-
Ask (Ask size)	-
Open	42.64 EUR
High	43.46 EUR
Low	42.50 EUR
Close (prev. day)	42.62 EUR
VWAP	-
Volume (pcs)	0
Trading volume	0.00
Number of trades	7
Last size	0

Futures and Options







Related Futures	-
Related Options	661

5y



Information about previous performance does not guarantee future performance.
Source: FactSet

Recent research

on sector		on market	
Date		Headline	Download
2024/07/24		Global Equity Ratings	
2024/07/24		Aktienempfehlungen Global	
2024/07/15		Aktienempfehlungen Global	
2024/07/12		Global Equity Ratings	
2024/07/09		Aktienempfehlungen Österreich	

Details

2024/07/26 19:31:46

Price

43.46 EUR

Difference ▲ 1.97% (0.84)

General attributes

ISIN	DE0005659700
Symbol	EUZ
Exchange	Duesseldorf
Currency	EUR
Sector	Chemical / Pharmaceutical / Health
Security type	Stock
Market cap (m)	904 EUR
Benchmark	GERMANY DAX

Market data

Bid (Bid size)	-
Ask (Ask size)	-
Open	42.64 EUR
High	43.46 EUR
Low	42.50 EUR
Close (prev. day)	42.62 EUR
VWAP	-
Volume (pcs)	0
Trading volume	0.00
Number of trades	7
Last size	0

Performance and Risk

	6m	1y	3y
Perf (%)	-3.08%	+23.54%	-59.87%
Perf (abs.)	-1.38	+8.28	-64.84
Beta	1.05	1.35	1.46
Volatility	45.51	43.39	48.26

5y



Information about previous performance does not guarantee future performance.
Source: FactSet

Price data

Ø price 5 days Ø volume 5 days (pcs.)	43.91 EUR (12)
Ø price 30 days Ø volume 30 days (pcs.)	45.21 EUR (11)
Ø price 100 days Ø volume 100 days (pcs.)	41.66 EUR (9)
Ø price 250 days Ø volume 250 days (pcs.)	38.92 EUR (27)
YTD High date	49.36 EUR (2024/07/17)
YTD Low date	32.54 EUR (2024/04/19)
52 Weeks High date	49.36 EUR (2024/07/17)
52 Weeks Low date	29.00 EUR (2023/09/22)

Arbitrage views

Exchange ⊕	Date	Time	Price	Trading volume (mio.)	Number of trades
Xetra	2024/07/26	17:35	43.36 EUR	1.11	384
Tradegate	2024/07/26	22:26	43.78 EUR	0.22	71
Stuttgart	2024/07/26	21:55	43.52 EUR	0.03	67
Munich	2024/07/26	14:53	43.26 EUR	0.01	3
London Stock Exchange	2024/	17:30	42.98 EUR	0.00	2

European Trade Reporting	07/26						
Hanover	2024/ 07/26	14:56	43.20	EUR	0.00		2
Hamburg	2024/ 07/26	08:16	42.62	EUR	0.00		3
Frankfurt	2024/ 07/26	16:44	43.52	EUR	0.01		2
Euronext Milan MTF Trading After Hours	2024/ 07/26	17:44	43.50	EUR	0.00		1
Euronext Milan MTF Global Equity Market	2024/ 07/26	17:44	43.50	EUR	0.00		1
Duesseldorf	2024/ 07/26	19:31	43.46	EUR	0.00		7
Berlin	2024/ 07/26	21:52	43.74	EUR	0.00		16

Company profile

Company Logo



Contact Details

ECKERT & ZIEGLER SE

--

Robert-Rössle-Strasse 10 - 13125 Berlin

Telefon: +49-30-94-10-84-0

Fax: +49-30-94-10-84-112

E-mail: info@ezag.de

Company Profile

-

Members of Management Board

Harald Hasselmann	Chairman of Managing Board
Franklin Yeager	Member of Executive Committee
Jutta Ludwig	Member of Executive Committee

Board of directors

Andreas Eckert	Chairman of Supervisory Board
Edgar Löffler	Member of Supervisory Board
Helmut Grothe	Member of Supervisory Board
Albert Rupprecht	Member of Supervisory Board
Frank Perschmann	Member of Supervisory Board
Paola Eckert-Palvarini	Member of Supervisory Board