

SRV YHTIOT OYJ

ISIN: **FI4000523675** WKN: **SRV1V**

Overview

2019/03/29 17:25:00

5y

Price

1.7175 EUR

Difference  -94.47% (-29.34)

General attributes

ISIN	FI4000523675
Symbol	SRV1V
Exchange	London Stock Exchange
Currency	EUR
Sector	Construction
Security type	Stock
Market cap (m)	93 EUR
Benchmark	OMX HELSINKI 25

Market data

Bid (Bid size)	30.6910 EUR (546)
Ask (Ask size)	32.2484 EUR (546)
Open	1.7175 EUR
High	1.7175 EUR
Low	1.7175 EUR
Close (prev. day)	31.0575 EUR
VWAP	77.193306 EUR
Volume (pcs)	-
Trading volume	-
Number of trades	2
Last size	-








Futures and Options

Related Futures	-
Related Options	-

Chart
not available

Information about previous performance does not guarantee future performance.
Source: FactSet

Recent research

on sector		on market	
Date		Headline	Download
2024/09/11		Global Equity Ratings	
2024/09/11		Aktienempfehlungen Global	
2024/09/09		Aktienempfehlungen Österreich	
2024/09/06		Equity Weekly	
2024/09/05		Global Equity Ratings	

Details

2019/03/29 17:25:00

Price

1.7175 EUR

Difference  -94.47% (-29.34)

General attributes

ISIN	FI4000523675
Symbol	SRV1V
Exchange	London Stock Exchange
Currency	EUR
Sector	Construction
Security type	Stock
Market cap (m)	93 EUR
Benchmark	OMX HELSINKI 25

Market data

Bid (Bid size)	30.6910 EUR (546)
Ask (Ask size)	32.2484 EUR (546)
Open	1.7175 EUR
High	1.7175 EUR
Low	1.7175 EUR
Close (prev. day)	31.0575 EUR
VWAP	77.193306 EUR
Volume (pcs)	-
Trading volume	-
Number of trades	2
Last size	-

Performance and Risk

	6m	1y	3y
Perf (%)	-	-	-
Perf (abs.)	-	-	-
Beta	-	-	-
Volatility	-	-	-

5y

Chart
not available

Information about previous performance does not guarantee future performance.
Source: FactSet

Price data

Ø price 5 days Ø volume 5 days (pcs.)	- EUR (-)
Ø price 30 days Ø volume 30 days (pcs.)	- EUR (-)
Ø price 100 days Ø volume 100 days (pcs.)	- EUR (-)
Ø price 250 days Ø volume 250 days (pcs.)	- EUR (-)
YTD High date	- EUR (-)
YTD Low date	- EUR (-)
52 Weeks High date	- EUR (-)
52 Weeks Low date	- EUR (-)

All listings for SRV YHTIOT OYJ

Exchange 	Date	Time	Price	Trading volume (mio.)	Number of trades
Xetra	2024/09/13	17:35	5.60 EUR	0.00	2
Stuttgart	2024/09/13	14:28	5.28 EUR	0.00	9
Nasdaq Helsinki	2024/09/13	18:00	5.50 EUR	0.01	26
London Stock Exchange	2019/03/29	17:25	1.7175 EUR	0.00	2
Frankfurt	2024/09/13	08:12	5.42 EUR	0.00	2

	13					
Duesseldorf	2024/09/ 13	08:11	5.40 EUR	0.00		3
Berlin	2024/09/ 13	08:12	5.42 EUR	0.00		3

Company profile

Company Logo



Company Profile

-

Contact Details

SRV YHTIÖT

--

PL 500, Niittytaival 13 02201 Espoo

Telefon: +358-201-455200

Fax: -

E-mail: info@srv.fi