

# CARTIER RESOURCES INC.

ISIN: **CA1467721082** WKN: -

## Overview

2024/06/26 19:15:09

**Price**  
0.0392 EUR

**Difference**  1.55% (0.00)

### General attributes

ISIN	CA1467721082
Symbol	ECR
Exchange	Stuttgart
Currency	EUR
Sector	Energy / Commodities
Security type	Stock
Market cap (m)	14 EUR
Benchmark	S&P/TSX 60 INDEX

### Market data

Bid (Bid size)	- (0)
Ask (Ask size)	- (0)
Open	0.0386 EUR
High	0.0392 EUR
Low	0.0368 EUR
Close (prev. day)	0.0386 EUR
VWAP	-
Volume (pcs)	10,000
Trading volume	368.00
Number of trades	9
Last size	0

### Futures and Options







Related Futures	-
Related Options	-

5y



Information about previous performance does not guarantee future performance.  
Source: FactSet

### Recent research

on sector		
Date	Headline	Download
2024/06/24	 Aktienempfehlungen Österreich	
2024/06/21	 Global Equity Ratings	
2024/06/21	 Aktienempfehlungen Global	
2024/06/14	 Equity Weekly	
2024/06/14	 Global Equity Ratings	

# Details

2024/06/26 19:15:09

**Price**

0.0392 EUR

**Difference** ▲ 1.55% (0.00)

**General attributes**

ISIN	CA1467721082
Symbol	ECR
Exchange	Stuttgart
Currency	EUR
Sector	Energy / Commodities
Security type	Stock
Market cap (m)	14 EUR
Benchmark	S&P/TSX 60 INDEX

**Market data**

Bid (Bid size)	- (0)
Ask (Ask size)	- (0)
Open	0.0386 EUR
High	0.0392 EUR
Low	0.0368 EUR
Close (prev. day)	0.0386 EUR
VWAP	-
Volume (pcs)	10,000
Trading volume	368.00
Number of trades	9
Last size	0

**Performance and Risk**

	6m	1y	3y
Perf (%)	-35.67%	-34.13%	-79.30%
Perf (abs.)	-0.02	-0.02	-0.15
Beta	-0.14	0.02	0.54
Volatility	113.33	122.62	121.45

5y



Information about previous performance does not guarantee future performance.  
Source: FactSet

**Price data**

Ø price 5 days   Ø volume 5 days (pcs.)	0.0389 EUR (0)
Ø price 30 days   Ø volume 30 days (pcs.)	0.0431 EUR (3,667)
Ø price 100 days   Ø volume 100 days (pcs.)	0.0481 EUR (2,794)
Ø price 250 days   Ø volume 250 days (pcs.)	0.0513 EUR (6,444)
YTD High   date	0.0700 EUR (2024/01/10)
YTD Low   date	0.0368 EUR (2024/06/21)
52 Weeks High   date	0.0828 EUR (2023/12/04)
52 Weeks Low   date	0.0368 EUR (2024/06/21)

**Arbitrage views**

Exchange	Date	Time	Price	Trading volume (mio.)	Number of trades
Tradegate	2024/06/26	22:02	0.043 EUR	0.00	1
TSX Venture Exchange	2024/06/26	21:43	0.06 CAD	0.00	6
Stuttgart	2024/06/26	19:15	0.0392 EUR	0.00	9
Frankfurt	2024/06/26	12:09	0.0262 EUR	0.00	2
FINRA other OTC	2024/06/26	21:57	0.0475 USD	0.00	14

Issues	26						
Duesseldorf	2024/06/ 26	08:12	0.0384	EUR	0.00		1
Berlin	2024/06/ 26	08:03	0.0264	EUR	0.00		1

## Company profile

### Company Logo



### Company Profile

-

### Contact Details

CARTIER RESOURCES

--

----

Telefon: -

Fax: -

E-mail: -