

CITY CHIC COLLECTIVE LTD.

ISIN: AU0000031767 WKN: SFH

Overview

2024/07/17 08:10:52

Price
0.12 AUDDifference  -4.00% (-0.01)

General attributes

ISIN	AU0000031767
Symbol	CCX
Exchange	Australian Securities Exchange
Currency	AUD
Sector	Consumer Products
Security type	Stock
Market cap (m)	25 EUR
Benchmark	ASX ALL ORDINARIES INDEX

Market data

Bid (Bid size)	0.12 AUD (1,279,258)
Ask (Ask size)	0.125 AUD (802,342)
Open	0.12 AUD
High	0.125 AUD
Low	0.12 AUD
Close (prev. day)	0.125 AUD
VWAP	0.122044 AUD
Volume (pcs)	46,250
Trading volume	5,644.55
Number of trades	14
Last size	-

Futures and Options





Related Futures	-
Related Options	-

5y



Information about previous performance does not guarantee future performance.
Source: FactSet

Recent research

on sector			
Date		Headline	Download
2024/07/15		Aktienempfehlungen Global	
2024/07/12		Equity Weekly	
2024/07/12		Global Equity Ratings	
2024/07/09		Aktienempfehlungen Österreich	
2024/07/05		Equity Weekly	

Details

2024/07/17 08:10:52

Price

0.12 AUD

Difference ▼ -4.00% (-0.01)

General attributes

ISIN	AU0000031767
Symbol	CCX
Exchange	Australian Securities Exchange
Currency	AUD
Sector	Consumer Products
Security type	Stock
Market cap (m)	25 EUR
Benchmark	ASX ALL ORDINARIES INDEX

Market data

Bid (Bid size)	0.12 AUD (1,279,258)
Ask (Ask size)	0.125 AUD (802,342)
Open	0.12 AUD
High	0.125 AUD
Low	0.12 AUD
Close (prev. day)	0.125 AUD
VWAP	0.122044 AUD
Volume (pcs)	46,250
Trading volume	5,644.55
Number of trades	14
Last size	-

Performance and Risk

	6m	1y	3y
Perf (%)	-75.00%	-61.90%	-97.77%
Perf (abs.)	-0.36	-0.20	-5.26
Beta	-0.71	1.16	1.94
Volatility	156.51	125.61	100.55



Information about previous performance does not guarantee future performance.
Source: FactSet

Price data

Ø price 5 days Ø volume 5 days (pcs.)	0.12 AUD (287,963)
Ø price 30 days Ø volume 30 days (pcs.)	0.17 AUD (2,649,733)
Ø price 100 days Ø volume 100 days (pcs.)	0.33 AUD (1,141,545)
Ø price 250 days Ø volume 250 days (pcs.)	0.39 AUD (882,642)
YTD High date	0.62 AUD (2024/02/13)
YTD Low date	0.11 AUD (2024/07/04)
52 Weeks High date	0.69 AUD (2023/08/14)
52 Weeks Low date	0.11 AUD (2024/07/04)

Arbitrage views

Exchange	Date	Time	Price	Trading volume (mio.)	Number of trades
FINRA other OTC Issues	2024/07/10	15:30	0.15 USD	0.00	1
Australian Securities Exchange	2024/07/17	08:10	0.12 AUD	0.01	14

Company profile

Company Logo

city chic collective

LEADING A WORLD OF CURVES

Company Profile

-

Contact Details

CITY CHIC COLLECTIVE

--

Telefon: -

Fax: -

E-mail: -