

## AMREST HOLDINGS SE

ISIN: **ES0105375002** WKN:

-

## Overview

2022/10/03 17:38:00

Price  
3.83 EURDifference  1.86% (0.07)

## General attributes

ISIN	ES0105375002
Symbol	EAT
Exchange	BME Continuous Market
Currency	EUR
Sector	-
Security type	Stock
Market cap (m)	799 EUR
Benchmark	AMSTERDAM EXCHANGES INDEX

## Market data

Bid (Bid size)	-
Ask (Ask size)	-
Open	3.68 EUR
High	3.83 EUR
Low	3.62 EUR
Close (prev. day)	3.76 EUR
VWAP	3.658993 EUR
Volume (pcs)	7,289
Trading volume	26,670.41
Number of trades	29
Last size	-

## Futures and Options

Related Futures	-
Related Options	-





5y



Information about previous performance does not guarantee future performance.  
Source: FactSet

## Recent research

on market

Date	Headline	Download
2022/09/26	 Global Equity Ratings	
2022/09/26	 Aktienempfehlungen Global	
2022/09/06	 Marktkommentar	
2022/09/01	 Global Equity Ratings	
2022/09/01	 Aktienempfehlungen Global	

## Details

2022/10/03 17:38:00

## Price

3.83 EUR

Difference ▲ 1.86% (0.07)

## General attributes

ISIN	ES0105375002
Symbol	EAT
Exchange	BME Continuous Market
Currency	EUR
Sector	-
Security type	Stock
Market cap (m)	799 EUR
Benchmark	AMSTERDAM EXCHANGES INDEX

## Market data

Bid (Bid size)	-
Ask (Ask size)	-
Open	3.68 EUR
High	3.83 EUR
Low	3.62 EUR
Close (prev. day)	3.76 EUR
VWAP	3.658993 EUR
Volume (pcs)	7,289
Trading volume	26,670.41
Number of trades	29
Last size	-

## Performance and Risk

	6m	1y	3y
Perf (%)	-14.24%	-41.57%	-61.70%
Perf (abs.)	-0.64	-2.73	-6.17
Beta	0.48	0.61	0.61
Volatility	43.18	48.23	61.87

5y



Information about previous performance does not guarantee future performance.  
Source: FactSet

## Price data

Ø price 5 days   Ø volume 5 days (pcs.)	3.85 EUR (4,487)
Ø price 30 days   Ø volume 30 days (pcs.)	4.18 EUR (4,161)
Ø price 100 days   Ø volume 100 days (pcs.)	4.02 EUR (6,271)
Ø price 250 days   Ø volume 250 days (pcs.)	4.91 EUR (8,383)
YTD High   date	6.78 EUR (2022/01/05)
YTD Low   date	3.51 EUR (2022/07/05)
52 Weeks High   date	7.20 EUR (2021/10/18)
52 Weeks Low   date	3.51 EUR (2022/07/05)

## Arbitrage views

Exchange <span style="color: blue;">⊕</span>	Date	Time	Price	Trading volume (mio.)	Number of trades
Munich	2022/10/03	08:10	3.655 EUR	0.00	1
London Stock Exchange European Trade Reporting	2022/10/03	16:50	36.90 PLN	0.00	1
Frankfurt	2022/10/03	08:06	3.63 EUR	0.00	1
FINRA other OTC Issues	2021/03/11	17:28	8.5170 USD	0.01	1
BME Continuous Market	2022/10/03	17:38	3.83 EUR	0.03	29



## Company profile

### Company Logo

#### Contact Details

AMREST HOLDINGS N.V.

--

----

Telefon: -

Fax: -

E-mail: -

### Company Profile

-