

AMREST HOLDINGS SE

ISIN: **ES0105375002** WKN:

-

Overview

2022/08/17 17:38:00

Price
4.60 EURDifference  1.55% (0.07)

General attributes

ISIN	ES0105375002
Symbol	EAT
Exchange	BME Continuous Market
Currency	EUR
Sector	-
Security type	Stock
Market cap (m)	1,002 EUR
Benchmark	AMSTERDAM EXCHANGES INDEX

Market data

Bid (Bid size)	-
Ask (Ask size)	-
Open	4.515 EUR
High	4.76 EUR
Low	4.44 EUR
Close (prev. day)	4.53 EUR
VWAP	4.57048 EUR
Volume (pcs)	27,225
Trading volume	124,431.33
Number of trades	91
Last size	-

Futures and Options

Related Futures	-
Related Options	-







5y



Information about previous performance does not guarantee future performance.
Source: FactSet

Recent research

on market

Date		Headline	Download
2022/08/08		Global Equity Ratings	
2022/08/08		Aktienempfehlungen Global	
2022/08/08		Marktkommentar	
2022/07/25		Global Equity Ratings	
2022/07/25		Aktienempfehlungen Global	

Details

2022/08/17 17:38:00

Price

4.60 EUR

Difference ▲ 1.55% (0.07)

General attributes

ISIN	ES0105375002
Symbol	EAT
Exchange	BME Continuous Market
Currency	EUR
Sector	-
Security type	Stock
Market cap (m)	1,002 EUR
Benchmark	AMSTERDAM EXCHANGES INDEX

Market data

Bid (Bid size)	-
Ask (Ask size)	-
Open	4.515 EUR
High	4.76 EUR
Low	4.44 EUR
Close (prev. day)	4.53 EUR
VWAP	4.57048 EUR
Volume (pcs)	27,225
Trading volume	124,431.33
Number of trades	91
Last size	-

Performance and Risk

	6m	1y	3y
Perf (%)	-23.33%	-28.74%	-49.73%
Perf (abs.)	-1.40	-1.86	-4.55
Beta	-	-	-
Volatility	55.24	48.21	61.48

5y



Information about previous performance does not guarantee future performance.

Source: FactSet

Price data

Ø price 5 days Ø volume 5 days (pcs.)	4.51 EUR (13,522)
Ø price 30 days Ø volume 30 days (pcs.)	3.97 EUR (8,410)
Ø price 100 days Ø volume 100 days (pcs.)	3.96 EUR (8,953)
Ø price 250 days Ø volume 250 days (pcs.)	5.24 EUR (8,427)
YTD High date	6.78 EUR (2022/01/05)
YTD Low date	3.51 EUR (2022/07/05)
52 Weeks High date	7.20 EUR (2021/10/18)
52 Weeks Low date	3.51 EUR (2022/07/05)

Arbitrage views

Exchange ⊕	Date	Time	Price	Trading volume (mio.)	Number of trades
Munich	2022/08/17	08:02	4.605 EUR	0.00	1
London Stock Exchange European Trade Reporting	2022/08/17	16:50	36.90 PLN	0.00	1
Frankfurt	2022/08/17	08:03	4.50 EUR	0.00	1
FINRA other OTC Issues	2021/03/11	17:28	8.5170 USD	0.01	1
BME Continuous Market	2022/08/17	17:38	4.60 EUR	0.12	91

Company profile

Company Logo

<https://>

Company Profile

-

Contact Details

AMREST HOLDINGS N.V.

--

Telefon: -

Fax: -

E-mail: -