

## SILKEBORG IF INVEST B A/S

ISIN: **DK0010128008** WKN: **1012800**

## Overview

2018/05/21 17:59:02

Price

14.30 DKK

Difference  3.62% (0.50)

## General attributes

ISIN	DK0010128008
Symbol	SIF
Exchange	London Stock Exchange
Currency	DKK
Sector	Media / Entertainment / Recreation
Security type	Stock
Market cap (m)	32 EUR
Benchmark	OMX COPENHAGEN 20

## Market data

Bid (Bid size)	-
Ask (Ask size)	-
Open	14.30 DKK
High	14.30 DKK
Low	14.30 DKK
Close (prev. day)	13.80 DKK
VWAP	-
Volume (pcs)	-
Trading volume	-
Number of trades	1
Last size	-

## Futures and Options











Related Futures	-
Related Options	-

5y

Chart  
not available

Information about previous performance does not guarantee future performance.  
Source: FactSet

## Recent research

on sector			
Date		Headline	Download
2024/04/26		Global Equity Ratings	
2024/04/26		Aktienempfehlungen Global	
2024/04/15		Aktienempfehlungen Österreich	
2024/04/03		Global Equity Ratings	
2024/04/03		Aktienempfehlungen Global	

## Details

2018/05/21 17:59:02

## Price

14.30 DKK

Difference ▲ 3.62% (0.50)

## General attributes

ISIN	DK0010128008
Symbol	SIF
Exchange	London Stock Exchange
Currency	DKK
Sector	Media / Entertainment / Recreation
Security type	Stock
Market cap (m)	32 EUR
Benchmark	OMX COPENHAGEN 20

## Market data

Bid (Bid size)	-
Ask (Ask size)	-
Open	14.30 DKK
High	14.30 DKK
Low	14.30 DKK
Close (prev. day)	13.80 DKK
VWAP	-
Volume (pcs)	-
Trading volume	-
Number of trades	1
Last size	-

## Performance and Risk

	6m	1y	3y
Perf (%)	-	-	-
Perf (abs.)	-	-	-
Beta	-0.24	-0.15	0.20
Volatility	38.57	38.57	38.57

5y

Chart  
not available

Information about previous performance does not guarantee future performance.  
Source: FactSet

## Price data

Ø price 5 days   Ø volume 5 days (pcs.)	14.02 DKK (0)
Ø price 30 days   Ø volume 30 days (pcs.)	14.08 DKK (0)
Ø price 100 days   Ø volume 100 days (pcs.)	13.37 DKK (0)
Ø price 250 days   Ø volume 250 days (pcs.)	- DKK (0)
YTD High   date	14.60 DKK (2018/03/09)
YTD Low   date	13.00 DKK (2018/01/16)
52 Weeks High   date	14.60 DKK (2018/03/09)
52 Weeks Low   date	13.00 DKK (2017/12/22)

## Arbitrage views

Exchange <span>⊕</span>	Date	Time	Price	Trading volume (mio.)	Number of trades
Nasdaq Copenhagen	2024/04/26	16:05	24.40 DKK	0.01	3
London Stock Exchange	2018/05/21	17:59	14.30 DKK	0.00	1

## Company profile

### Company Logo

#### Contact Details

SILKEBORG IF INVEST

--

Papirfabrikken 34. 1. sal · Box 11 8600  
Silkeborg

Telefon: +45 86 80 44 77

Fax: +45 86 80 46 47

E-mail: -

### Company Profile

-