

ALLIANZ (ALVG) - EUX/20211217

2021/06/23 18:50:53

Price
212.5874 EUR

Difference  **-1.18% (-2.54)**

General attributes

Symbol	ALVGZ21
Exchange	Eurex
Currency	EUR
Security type	Future
Underlying	ALLIANZ SE
Maturity	12-2021
Contract size	100

Market data

Bid (Bid size)	- EUR (-)
Ask (Ask size)	- EUR (-)
Open	212.5874 EUR
High	212.5874 EUR
Low	212.5874 EUR
Close (prev. day)	215.1278 EUR
Underlying	ALLIANZ SE
Underlying price (date)	213.15 (21/06/23)
Settlement price (date)	212.59 (21/06/23)
Open Interest	2,700

Performance and Risk

	6m	1y	3y
Perf (%)	+15.11%	+24.11%	-
Perf (abs.)	+28.24	+41.79	-
Beta	-	-	-
Volatility	19.17	25.32	31.86

Futures and Options

Related Futures	-
Related Options	-

5y












Information about previous performance does not guarantee future performance.
 Source: FactSet

Price data

Ø price 5 days Ø volume 5 days (pcs.)	217.9377 EUR (0)
Ø price 30 days Ø volume 30 days (pcs.)	216.3435 EUR (0)
Ø price 100 days Ø volume 100 days (pcs.)	205.5058 EUR (0)
Ø price 250 days Ø volume 250 days (pcs.)	188.1354 EUR (0)
YTD High date	222.0403 EUR (2021/06/17)
YTD Low date	177.8104 EUR (2021/01/29)
52 Weeks High date	222.0403 EUR (2021/06/17)
52 Weeks Low date	144.6117 EUR (2020/10/29)

Recent Research

on underlying				on sector				on market			
Date		Headline		Download							
2021/06/22		Global Equity Ratings									
2021/06/22		Aktienempfehlungen Global									
2021/06/17		Global Equity Ratings									
2021/06/17		Aktienempfehlungen Global									
2021/06/10		Global Equity Ratings		