

ASPO PLC

ISIN: FI0009008072

WKN: ASPO

Overview

2020/01/08 11:49:53

Price

7.601 EUR

Difference  -13.13% (-1.15)

General attributes

ISIN	FI0009008072
Symbol	ASPO
Exchange	London Stock Exchange
Currency	EUR
Sector	Energy / Commodities
Security type	Stock
Market cap (m)	189 EUR
Benchmark	OMX HELSINKI 25


Market data

Bid (Bid size)	8.54 EUR (4,000)
Ask (Ask size)	8.96 EUR (4,000)
Open	7.601 EUR
High	7.601 EUR
Low	7.601 EUR
Close (prev. day)	8.75 EUR
VWAP	7.601 EUR
Volume (pcs)	800
Trading volume	6,080.80
Number of trades	1
Last size	800

Futures and Options

Related Futures	-
Related Options	-

5y



Information about previous performance does not guarantee future performance.
Source: FactSet

Recent research

on sector		on market	
Date		Headline	Download
2024/08/13		Aktienempfehlungen Österreich	
2024/08/12		Global Equity Ratings	
2024/08/12		Aktienempfehlungen Global	
2024/08/09		Equity Weekly	
2024/08/02		Equity Weekly	

Details

2020/01/08 11:49:53

Price

7.601 EUR

Difference  -13.13% (-1.15)

General attributes

ISIN	FI0009008072
Symbol	ASPO
Exchange	London Stock Exchange
Currency	EUR
Sector	Energy / Commodities
Security type	Stock
Market cap (m)	189 EUR
Benchmark	OMX HELSINKI 25

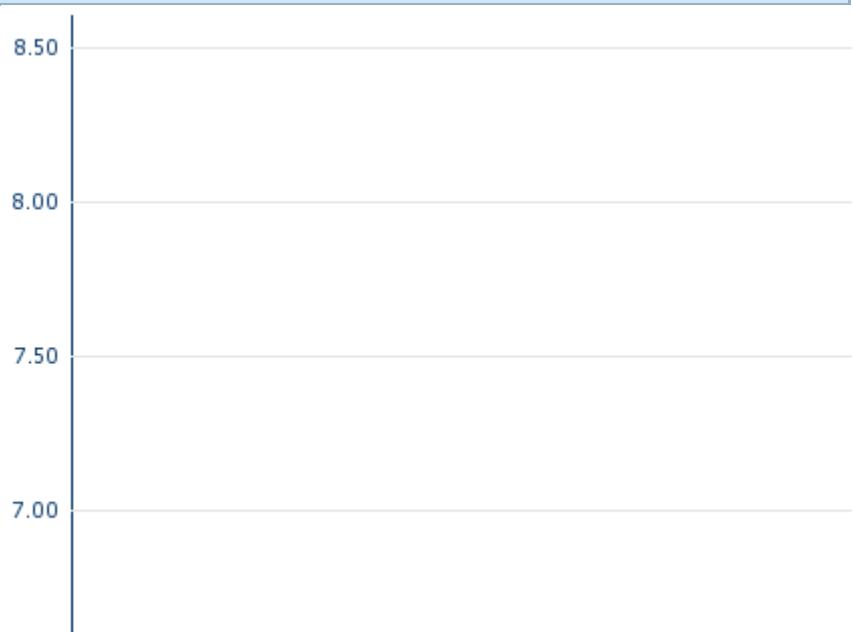
Market data

Bid (Bid size)	8.54 EUR (4,000)
Ask (Ask size)	8.96 EUR (4,000)
Open	7.601 EUR
High	7.601 EUR
Low	7.601 EUR
Close (prev. day)	8.75 EUR
VWAP	7.601 EUR
Volume (pcs)	800
Trading volume	6,080.80
Number of trades	1
Last size	800

Performance and Risk

	6m	1y	3y
Perf (%)	-	-	-
Perf (abs.)	-	-	-
Beta	0.33	0.30	0.78
Volatility	-	-	-

5y




Information about previous performance does not guarantee future performance.
Source: FactSet

Price data

Ø price 5 days Ø volume 5 days (pcs.)	- EUR (-)
Ø price 30 days Ø volume 30 days (pcs.)	- EUR (-)
Ø price 100 days Ø volume 100 days (pcs.)	- EUR (-)
Ø price 250 days Ø volume 250 days (pcs.)	- EUR (-)
YTD High date	- EUR (-)
YTD Low date	- EUR (-)
52 Weeks High date	- EUR (-)
52 Weeks Low date	- EUR (-)

Arbitrage views

Exchange 	Date	Time	Price	Trading volume (mio.)	Number of trades
Stuttgart	2024/08/16	15:27	5.82 EUR	0.00	11
Nasdaq Helsinki	2024/08/16	18:00	6.00 EUR	0.02	38
London Stock Exchange	2020/01/08	11:49	7.601 EUR	0.01	1
Frankfurt	2024/08/16	08:05	5.92 EUR	0.00	2
Duesseldorf	2024/08/16	08:12	5.90 EUR	0.00	2

	16						
Berlin	2024/08/16	21:43	5.96 EUR	0.00			19

Company profile

Company Logo



Company Profile

-

Contact Details

ASPO

--

Telefon: -

Fax: -

E-mail: -