

HENKEL AG & CO KGAA VZ

ISIN: DE0006048432 WKN: 604843

Overview

2024/04/26 08:02:04

Price
72.46 EURDifference  0.22% (0.16)

General attributes

| | |
|----------------|-------------------|
| ISIN | DE0006048432 |
| Symbol | HEN3 |
| Exchange | Munich |
| Currency | EUR |
| Sector | Consumer Products |
| Security type | Stock |
| Market cap (m) | 28,829 EUR |
| Benchmark | GERMANY DAX |

Market data

| | |
|-------------------|-----------|
| Bid (Bid size) | - |
| Ask (Ask size) | - |
| Open | 72.46 EUR |
| High | 72.46 EUR |
| Low | 72.46 EUR |
| Close (prev. day) | 72.30 EUR |
| VWAP | 72.12 EUR |
| Volume (pcs) | 0 |
| Trading volume | 0.00 |
| Number of trades | 2 |
| Last size | 0 |

Futures and Options





| | |
|-----------------|----|
| Related Futures | 38 |
| Related Options | - |

5y



Information about previous performance does not guarantee future performance.
Source: FactSet

Recent research

| on instrument | on sector | on market |
|---------------|---|---|
| Date | Headline | Download |
| 2022/05/04 |  Global Equity Ratings |  |
| 2022/05/04 |  Aktienempfehlungen Global |  |
| 2022/04/27 |  Global Equity Ratings |  |
| 2022/04/27 |  Aktienempfehlungen Global |  |
| 2022/04/14 |  Global Equity Ratings |  |

Details

2024/04/26 08:02:04

Price
72.46 EUR

Difference ▲ 0.22% (0.16)

General attributes

| | |
|----------------|-------------------|
| ISIN | DE0006048432 |
| Symbol | HEN3 |
| Exchange | Munich |
| Currency | EUR |
| Sector | Consumer Products |
| Security type | Stock |
| Market cap (m) | 28,829 EUR |
| Benchmark | GERMANY DAX |

Market data

| | |
|-------------------|-----------|
| Bid (Bid size) | - |
| Ask (Ask size) | - |
| Open | 72.46 EUR |
| High | 72.46 EUR |
| Low | 72.46 EUR |
| Close (prev. day) | 72.30 EUR |
| VWAP | 72.12 EUR |
| Volume (pcs) | 0 |
| Trading volume | 0.00 |
| Number of trades | 2 |
| Last size | 0 |

Performance and Risk

| | 6m | 1y | 3y |
|-------------|--------|--------|---------|
| Perf (%) | +7.19% | -0.79% | -24.51% |
| Perf (abs.) | +4.86 | -0.58 | -23.52 |
| Beta | 0.28 | 0.29 | 0.52 |
| Volatility | 17.32 | 15.56 | 20.87 |

5y



Information about previous performance does not guarantee future performance.
Source: FactSet

Price data

| | |
|---|------------------------|
| Ø price 5 days Ø volume 5 days (pcs.) | 72.52 EUR (120) |
| Ø price 30 days Ø volume 30 days (pcs.) | 73.05 EUR (63) |
| Ø price 100 days Ø volume 100 days (pcs.) | 72.26 EUR (74) |
| Ø price 250 days Ø volume 250 days (pcs.) | 71.57 EUR (58) |
| YTD High date | 75.92 EUR (2024/04/03) |
| YTD Low date | 67.84 EUR (2024/03/04) |
| 52 Weeks High date | 78.48 EUR (2023/05/18) |
| 52 Weeks Low date | 66.46 EUR (2023/09/28) |

Arbitrage views

| Exchange ⊕ | Date | Time | Price | Trading volume (mio.) | Number of trades |
|-------------------------|------------|-------|-----------|-----------------------|------------------|
| Xetra | 2024/04/26 | 17:35 | 73.16 EUR | 25.18 | 2,424 |
| Vienna Stock Exchange | 2024/04/26 | 17:32 | 73.32 EUR | 0.00 | 2 |
| Tradegate | 2024/04/26 | 22:26 | 73.20 EUR | 0.51 | 76 |
| Stuttgart | 2024/04/26 | 21:59 | 73.08 EUR | 0.13 | 168 |

| | | | | | |
|---|----------------|-------|---------------|------|---|
| SIX Swiss Exchange | 2020/ 04/01 | 17:35 | 84.98 EUR | 0.00 | 1 |
| SIX Swiss Exchange | 2019/ 06/13 | 17:30 | 96.88 CHF | 0.00 | 2 |
| Munich | 2024/ 04/26 | 08:02 | 72.46 EUR | 0.00 | 2 |
| London Stock Exchange European Trade Reporting | 2024/ 04/26 | 17:30 | 73.12 EUR | 0.00 | 2 |
| Hanover | 2024/ 04/26 | 08:16 | 72.34 EUR | 0.00 | 1 |
| Hamburg | 2024/ 04/26 | 08:16 | 72.34 EUR | 0.00 | 1 |
| Frankfurt | 2024/ 04/26 | 20:27 | 73.06 EUR | 0.01 | 3 |
| FINRA other OTC Issues | 2024/ 04/09 | 16:39 | 78.6191 USD | 0.13 | 4 |
| Euronext Milan MTF Trading After Hours | 2024/ 04/26 | 17:44 | 73.30 EUR | 0.00 | 1 |
| Euronext Milan MTF Global Equity Market | 2024/ 04/26 | 17:44 | 73.30 EUR | 0.00 | 1 |
| Duesseldorf | 2024/ 04/26 | 19:32 | 73.00 EUR | 0.00 | 5 |
| Budapest Stock Exchange | 2024/ 04/24 | 17:20 | 28,500.00 HUF | 0.11 | 1 |
| Berlin | 2024/ 04/26 | 08:02 | 72.44 EUR | 0.00 | 1 |

Company profile

Company Logo



Contact Details

HENKEL AG & CO. KGAA

--

Henkelstrasse 67 - 40589 Düsseldorf

Telefon: +49-211-797-0

Fax: +49-211-798-4008

E-mail: press@henkel.com

Company Profile

-

Members of Management Board

Carsten Knobel Chairman of Managing Board

Marco Swoboda Member of Executive Committee

Mathias Dorn Member of Executive Committee

Sylvie Nicol Member of Executive Committee

Wolfgang König Member of Executive Committee

Board of directors

Simone Bagel-Trah Chairman of Supervisory Board

Konstantin Benda Member of Supervisory Board

Andrea Pichottka Member of Supervisory Board

Barbara Kux Member of Supervisory Board

Benedikt-Richard von Herman Member of Supervisory Board

Birgit Helten-Kindlein Member of Supervisory Board

Dirk Thiede Member of Supervisory Board

Edgar Topsch Member of Supervisory Board

Jutta Bernicke Member of Supervisory Board

Laurent Vincent Martinez Member of Supervisory Board

Lutz Bunnenberg Member of Supervisory Board

Michael Baumscheiper Member of Supervisory Board

Michael Vassiliadis Member of Supervisory Board

Philipp Scholz Member of Supervisory Board

Simone Menne Member of Supervisory Board