

GK SOFTWARE SE

ISIN: DE0007571424 WKN: 757142

Overview

2023/08/01 08:08:03

Price

204.00 EUR

Difference  5.43% (10.50)

General attributes

ISIN	DE0007571424
Symbol	GKS
Exchange	Munich
Currency	EUR
Sector	Software
Security type	Stock
Market cap (m)	509 EUR
Benchmark	GERMANY DAX

Market data

Bid (Bid size)	-
Ask (Ask size)	-
Open	204.00 EUR
High	204.00 EUR
Low	204.00 EUR
Close (prev. day)	193.50 EUR
VWAP	195.00 EUR
Volume (pcs)	0
Trading volume	0.00
Number of trades	1
Last size	0

Futures and Options









Related Futures	-
Related Options	-

5y



Information about previous performance does not guarantee future performance.
Source: FactSet

Recent research

on sector		on market	
Date		Headline	Download
2024/07/26		Equity Weekly	
2024/07/24		Global Equity Ratings	
2024/07/24		Aktienempfehlungen Global	
2024/07/15		Aktienempfehlungen Global	
2024/07/12		Global Equity Ratings	

Details

2023/08/01 08:08:03

Price

204.00 EUR

Difference ▲ 5.43% (10.50)

General attributes

ISIN	DE0007571424
Symbol	GKS
Exchange	Munich
Currency	EUR
Sector	Software
Security type	Stock
Market cap (m)	509 EUR
Benchmark	GERMANY DAX

Market data

Bid (Bid size)	-
Ask (Ask size)	-
Open	204.00 EUR
High	204.00 EUR
Low	204.00 EUR
Close (prev. day)	193.50 EUR
VWAP	195.00 EUR
Volume (pcs)	0
Trading volume	0.00
Number of trades	1
Last size	0

Performance and Risk

	6m	1y	3y
Perf (%)	+43.46%	+59.13%	+203.57%
Perf (abs.)	+61.80	+75.80	+136.80
Beta	-0.21	-0.22	0.08
Volatility	40.66	37.10	39.39

5y



Information about previous performance does not guarantee future performance.
Source: FactSet

Price data

Ø price 5 days Ø volume 5 days (pcs.)	201.70 EUR (0)
Ø price 30 days Ø volume 30 days (pcs.)	198.33 EUR (0)
Ø price 100 days Ø volume 100 days (pcs.)	191.71 EUR (1)
Ø price 250 days Ø volume 250 days (pcs.)	155.30 EUR (1)
YTD High date	207.00 EUR (2023/07/14)
YTD Low date	127.80 EUR (2023/01/03)
52 Weeks High date	207.00 EUR (2023/07/14)
52 Weeks Low date	102.00 EUR (2022/10/13)

Arbitrage views

Exchange ⊕	Date	Time	Price	Trading volume (mio.)	Number of trades
Xetra	2023/08/01	17:36	206.00 EUR	0.40	49
Munich	2023/08/01	08:08	204.00 EUR	0.00	1
London Stock Exchange	2023/10/11	11:18	203.836 EUR	0.08	1
Hamburg	2024/07/26	08:16	224.00 EUR	0.00	1
Frankfurt	2023/08/01	17:20	197.50 EUR	0.00	4

	01						
Duesseldorf	2023/08/ 01	19:31	199.00	EUR	0.00		4
Berlin	2023/08/ 01	08:25	204.00	EUR	0.00		1

Company profile

Company Logo



Contact Details

GK SOFTWARE SE

--

Waldstrasse 7 - 08261 Schoeneck

Telefon: +49-374-64-84-0

Fax: +

E-mail: -

Company Profile

-

Members of Management Board

Michael Scheibner Chairman of Managing Board

André Hergert Member of Executive Committee

Board of directors

Nicholas Fraser Chairman of Supervisory Board

Anke Nestler Member of Supervisory Board

John Pink Member of Supervisory Board