

## GK SOFTWARE SE

ISIN: DE0007571424 WKN: 757142

## Overview

2023/08/01 08:08:03

Price

204.00 EUR

Difference  5.43% (10.50)

## General attributes

ISIN	DE0007571424
Symbol	GKS
Exchange	Munich
Currency	EUR
Sector	Software
Security type	Stock
Market cap (m)	536 EUR
Benchmark	GERMANY DAX

## Market data

Bid (Bid size)	-
Ask (Ask size)	-
Open	204.00 EUR
High	204.00 EUR
Low	204.00 EUR
Close (prev. day)	193.50 EUR
VWAP	195.00 EUR
Volume (pcs)	0
Trading volume	0.00
Number of trades	1
Last size	0

## Futures and Options

Related Futures	-
Related Options	-







5y



Information about previous performance does not guarantee future performance.

Source: FactSet

## Recent research

on sector		on market	
Date		Headline	Download
2024/06/21		Equity Weekly	
2024/06/21		Global Equity Ratings	
2024/06/21		Aktienempfehlungen Global	
2024/06/14		Global Equity Ratings	
2024/06/14		Aktienempfehlungen Global	

## Details

2023/08/01 08:08:03

## Price

204.00 EUR

Difference ▲ 5.43% (10.50)

## General attributes

ISIN	DE0007571424
Symbol	GKS
Exchange	Munich
Currency	EUR
Sector	Software
Security type	Stock
Market cap (m)	536 EUR
Benchmark	GERMANY DAX

## Market data

Bid (Bid size)	-
Ask (Ask size)	-
Open	204.00 EUR
High	204.00 EUR
Low	204.00 EUR
Close (prev. day)	193.50 EUR
VWAP	195.00 EUR
Volume (pcs)	0
Trading volume	0.00
Number of trades	1
Last size	0

## Performance and Risk

	6m	1y	3y
Perf (%)	+43.46%	+59.13%	+203.57%
Perf (abs.)	+61.80	+75.80	+136.80
Beta	0.04	-0.11	0.11
Volatility	40.66	37.10	39.39

5y



Information about previous performance does not guarantee future performance.  
Source: FactSet

## Price data

Ø price 5 days   Ø volume 5 days (pcs.)	201.70 EUR (0)
Ø price 30 days   Ø volume 30 days (pcs.)	198.33 EUR (0)
Ø price 100 days   Ø volume 100 days (pcs.)	191.71 EUR (1)
Ø price 250 days   Ø volume 250 days (pcs.)	155.30 EUR (1)
YTD High   date	207.00 EUR (2023/07/14)
YTD Low   date	127.80 EUR (2023/01/03)
52 Weeks High   date	207.00 EUR (2023/07/14)
52 Weeks Low   date	102.00 EUR (2022/10/13)

## Arbitrage views

Exchange <span>⊕</span>	Date	Time	Price	Trading volume (mio.)	Number of trades
Xetra	2023/08/01	17:36	206.00 EUR	0.40	49
Munich	2023/08/01	08:08	204.00 EUR	0.00	1
London Stock Exchange	2023/10/11	11:18	203.836 EUR	0.08	1
Hamburg	2024/06/21	13:17	236.00 EUR	0.01	2
Frankfurt	2023/08/01	17:20	197.50 EUR	0.00	4

	01						
Duesseldorf	2023/08/ 01	19:31	199.00	EUR	0.00		4
Berlin	2023/08/ 01	08:25	204.00	EUR	0.00		1

## Company profile

### Company Logo



### Contact Details

GK SOFTWARE SE

--

Waldstrasse 7 - 08261 Schoeneck

Telefon: +49-374-64-84-0

Fax: +

E-mail: -

### Company Profile

-

### Members of Management Board

Michael Scheibner Chairman of Managing Board

André Hergert Member of Executive Committee

### Board of directors

Nicholas Fraser Chairman of Supervisory Board

Anke Nestler Member of Supervisory Board

John Pink Member of Supervisory Board