

# CDN APARTMENT PROP REAL EST INV TR UNITS

ISIN: **CA1349211054** WKN: **134921105**

## Overview

2024/07/26 21:55:02

**Price**  
32.51 EUR

**Difference**  0.62% (0.20)

### General attributes

ISIN	CA1349211054
Symbol	CAR.UN
Exchange	Frankfurt
Currency	EUR
Sector	Other
Security type	Stock
Market cap (m)	5,460 EUR
Benchmark	S&P/TSX 60 INDEX

### Market data

Bid (Bid size)	-
Ask (Ask size)	-
Open	32.05 EUR
High	32.585 EUR
Low	32.05 EUR
Close (prev. day)	32.31 EUR
VWAP	33.30 EUR
Volume (pcs)	0
Trading volume	0.00
Number of trades	8
Last size	0

### Futures and Options









Related Futures	-
Related Options	-

5y



Information about previous performance does not guarantee future performance.  
Source: FactSet

### Recent research

on sector		
Date	Headline	Download
2024/07/26	 Equity Weekly	
2024/07/24	 Global Equity Ratings	
2024/07/24	 Aktienempfehlungen Global	
2024/07/15	 Aktienempfehlungen Global	
2024/07/12	 Global Equity Ratings	

## Details

2024/07/26 21:55:02

**Price**

32.51 EUR

**Difference** ▲ 0.62% (0.20)

**General attributes**

ISIN	CA1349211054
Symbol	CAR.UN
Exchange	Frankfurt
Currency	EUR
Sector	Other
Security type	Stock
Market cap (m)	5,460 EUR
Benchmark	S&P/TSX 60 INDEX

**Market data**

Bid (Bid size)	-
Ask (Ask size)	-
Open	32.05 EUR
High	32.585 EUR
Low	32.05 EUR
Close (prev. day)	32.31 EUR
VWAP	33.30 EUR
Volume (pcs)	0
Trading volume	0.00
Number of trades	8
Last size	0

**Performance and Risk**

	6m	1y	3y
Perf (%)	+0.96%	-9.14%	-21.37%
Perf (abs.)	+0.31	-3.27	-8.84
Beta	1.04	1.30	1.00
Volatility	21.24	23.69	23.21

5y



Information about previous performance does not guarantee future performance.  
Source: FactSet

**Price data**

Ø price 5 days   Ø volume 5 days (pcs.)	32.59 EUR (3)
Ø price 30 days   Ø volume 30 days (pcs.)	30.96 EUR (5)
Ø price 100 days   Ø volume 100 days (pcs.)	30.63 EUR (12)
Ø price 250 days   Ø volume 250 days (pcs.)	31.59 EUR (8)
YTD High   date	34.65 EUR (2024/02/15)
YTD Low   date	28.52 EUR (2024/04/18)
52 Weeks High   date	36.80 EUR (2023/12/14)
52 Weeks Low   date	27.54 EUR (2023/10/31)

**All listings for CDN APARTMENT PROP REAL EST INV TR UNITS**

Exchange	Date	Time	Price	Trading volume (mio.)	Number of trades
Toronto Stock Exchange	2024/07/26	22:00	48.98 CAD	10.47	1,409
Munich	2024/07/26	08:02	32.605 EUR	0.00	1
Hanover	2024/07/26	08:01	32.05 EUR	0.00	3
Frankfurt	2024/07/26	21:55	32.51 EUR	0.00	8
FINRA other OTC	2024/07/26	20:10	35.38 USD	0.52	7

Issues	26						
Duesseldorf	2024/07/26	19:30	32.48 EUR	0.00			6

## Company profile

### Company Logo

#### Contact Details

CANADIAN APARTMENT PROPERTIES  
REAL ESTATE INVESTME

--

----

Telefon: -

Fax: -

E-mail: -

### Company Profile

-

#### Members of Management Board

Mark Kenney	Chairman of Managing Board
Corinne Pruzanski	Member of Executive Committee
Jodi Lieberman	Member of Executive Committee
Scott Cryer	Member of Executive Committee

#### Board of directors

Gina Cody	Chairman of Supervisory Board
Elaine Todres	Member of Supervisory Board
Gervais Levasseur	Member of Supervisory Board
Harold Burke	Member of Supervisory Board
Jennifer Stoddart	Member of Supervisory Board
Kenneth Silver	Member of Supervisory Board
Lori-Ann Beausoleil	Member of Supervisory Board
René Tremblay	Member of Supervisory Board