

## ELISA OYJ CLASS A

ISIN: **FI0009007884** WKN: **ELISA**

## Overview

2024/06/21 11:17:26

Price  
42.82 EURDifference  -0.37% (-0.16)

## General attributes

ISIN	FI0009007884
Symbol	ELISA
Exchange	Stuttgart
Currency	EUR
Sector	Other
Security type	Stock
Market cap (m)	6,896 EUR
Benchmark	OMX HELSINKI 25

## Market data

Bid (Bid size)	- (0)
Ask (Ask size)	- (0)
Open	42.94 EUR
High	42.94 EUR
Low	42.82 EUR
Close (prev. day)	42.98 EUR
VWAP	-
Volume (pcs)	0
Trading volume	0.00
Number of trades	5
Last size	0

## Futures and Options








Related Futures	34
Related Options	-

5y



Information about previous performance does not guarantee future performance.  
Source: FactSet

## Recent research

on sector		on market	
Date		Headline	Download
2024/06/21		Equity Weekly	
2024/06/21		Global Equity Ratings	
2024/06/21		Aktienempfehlungen Global	
2024/06/14		Equity Weekly	
2024/06/14		Global Equity Ratings	

## Details

2024/06/21 11:17:26

## Price

42.82 EUR

Difference 📉 -0.37% (-0.16)

## General attributes

ISIN	F10009007884
Symbol	ELISA
Exchange	Stuttgart
Currency	EUR
Sector	Other
Security type	Stock
Market cap (m)	6,896 EUR
Benchmark	OMX HELSINKI 25

## Market data

Bid (Bid size)	- (0)
Ask (Ask size)	- (0)
Open	42.94 EUR
High	42.94 EUR
Low	42.82 EUR
Close (prev. day)	42.98 EUR
VWAP	-
Volume (pcs)	0
Trading volume	0.00
Number of trades	5
Last size	0

## Performance and Risk

	6m	1y	3y
Perf (%)	+2.66%	-13.60%	-15.61%
Perf (abs.)	+1.11	-6.74	-7.92
Beta	0.57	0.50	0.34
Volatility	18.53	18.33	17.91

5y



Information about previous performance does not guarantee future performance.  
Source: FactSet

## Price data

Ø price 5 days   Ø volume 5 days (pcs.)	42.87 EUR (0)
Ø price 30 days   Ø volume 30 days (pcs.)	42.50 EUR (1)
Ø price 100 days   Ø volume 100 days (pcs.)	42.24 EUR (0)
Ø price 250 days   Ø volume 250 days (pcs.)	43.32 EUR (4)
YTD High   date	44.42 EUR (2024/01/26)
YTD Low   date	39.98 EUR (2024/04/18)
52 Weeks High   date	50.10 EUR (2023/07/17)
52 Weeks Low   date	39.06 EUR (2023/10/30)

## All listings for ELISA OYJ CLASS A

Exchange <span>📍</span>	Date	Time	Price	Trading volume (mio.)	Number of trades
Tradegate	2024/06/21	22:26	42.50 EUR	0.02	4
Stuttgart	2024/06/21	11:17	42.82 EUR	0.00	5
Nasdaq Helsinki	2024/06/20	18:00	42.96 EUR	56.71	1,660
Munich	2024/06/21	08:09	42.98 EUR	0.00	1
London Stock Exchange	2024/	17:25	43.25 EUR	0.00	1

European Trade Reporting	06/21					
Hanover	2024/ 06/21	08:01	42.94 EUR	0.00		3
Frankfurt	2024/ 06/21	08:05	42.92 EUR	0.00		2
FINRA other OTC Issues	2024/ 04/30	17:51	45.165 USD	0.02		2
Duesseldorf	2024/ 06/21	08:10	42.88 EUR	0.00		3
Berlin	2024/ 06/21	21:43	42.48 EUR	0.00		19

## Company profile

### Company Logo



### Contact Details

ELISA OYJ

--

Ratavartijankatu 5 - 00061 Helsinki

Telefon: +358-102-6000

Fax: +358-102-6060

E-mail: -

### Company Profile

-

#### Members of Management Board

**Topi Manner** Chairman of Managing Board

**Antti Nieminen** Member of Executive Committee

**Eliisa Tapio** Member of Executive Committee

**Henri Korpi** Member of Executive Committee

**Jari Kinnunen** Member of Executive Committee

**Merja Ranta-aho** Member of Executive Committee

**Sami Komulainen** Member of Executive Committee

**Sami Ylikortes** Member of Executive Committee

**Timo Katajisto** Member of Executive Committee

**Vesa-Pekka Nikula** Member of Executive Committee

#### Board of directors

**Anssi Markku Kaleva Vanjoki** Chairman of Supervisory Board

**Antti Henrick Alex Vasara** Member of Supervisory Board

**Maher Chebbo** Member of Supervisory Board

**Carl Christoph Eric Vitzthum von Eckstädt** Member of Supervisory Board

**Eva-Lotta Sjöstedt** Member of Supervisory Board

**Katariina Kravi** Member of Supervisory Board

**Kim Juhani Ignatius** Member of Supervisory Board

**Pia Käll** Member of Supervisory Board