

WESTHAVEN GOLD INC.

ISIN: CA9603501060 WKN: -

Overview

2024/07/26 22:26:43

Price
0.0982 EURDifference  -0.20% (-0.00)

General attributes

ISIN	CA9603501060
Symbol	WHN
Exchange	Tradegate
Currency	EUR
Sector	Energy / Commodities
Security type	Stock
Market cap (m)	15 EUR
Benchmark	S&P/TSX 60 INDEX

Market data

Bid (Bid size)	0.0946 EUR (32,000)
Ask (Ask size)	0.1015 EUR (30,000)
Open	0.105 EUR
High	0.105 EUR
Low	0.105 EUR
Close (prev. day)	0.0984 EUR
VWAP	0.105 EUR
Volume (pcs)	2,372
Trading volume	249.06
Number of trades	1
Last size	-

Futures and Options






Related Futures	-
Related Options	-

5y



Information about previous performance does not guarantee future performance.
Source: FactSet

Recent research

on sector			
Date		Headline	Download
2024/07/26		Equity Weekly	
2024/07/24		Global Equity Ratings	
2024/07/24		Aktienempfehlungen Global	
2024/07/15		Aktienempfehlungen Global	
2024/07/12		Equity Weekly	

Details

2024/07/26 22:26:43

Price

0.0982 EUR

Difference ▼ -0.20% (-0.00)

General attributes

ISIN	CA9603501060
Symbol	WHN
Exchange	Tradegate
Currency	EUR
Sector	Energy / Commodities
Security type	Stock
Market cap (m)	15 EUR
Benchmark	S&P/TSX 60 INDEX

Market data

Bid (Bid size)	0.0946 EUR (32,000)
Ask (Ask size)	0.1015 EUR (30,000)
Open	0.105 EUR
High	0.105 EUR
Low	0.105 EUR
Close (prev. day)	0.0984 EUR
VWAP	0.105 EUR
Volume (pcs)	2,372
Trading volume	249.06
Number of trades	1
Last size	-

Performance and Risk

	6m	1y	3y
Perf (%)	-8.70%	-40.34%	-73.21%
Perf (abs.)	-0.01	-0.07	-0.29
Beta	1.01	0.24	0.54
Volatility	57.13	66.86	66.96

5y



Information about previous performance does not guarantee future performance.
Source: FactSet

Price data

Ø price 5 days Ø volume 5 days (pcs.)	0.1032 EUR (3,474)
Ø price 30 days Ø volume 30 days (pcs.)	0.1129 EUR (12,632)
Ø price 100 days Ø volume 100 days (pcs.)	0.1392 EUR (14,844)
Ø price 250 days Ø volume 250 days (pcs.)	0.1424 EUR (13,867)
YTD High date	0.1845 EUR (2024/04/12)
YTD Low date	0.0984 EUR (2024/07/25)
52 Weeks High date	0.2200 EUR (2023/11/29)
52 Weeks Low date	0.0984 EUR (2024/07/25)

All listings for WESTHAVEN GOLD INC.

Exchange	Date	Time	Price	Trading volume (mio.)	Number of trades
Tradegate	2024/07/26	22:26	0.0982 EUR	0.00	1
TSX Venture Exchange	2024/07/26	21:53	0.145 CAD	0.01	5
Stuttgart	2024/07/26	16:41	0.105 EUR	0.00	6
Munich	2024/07/26	08:00	0.089 EUR	0.00	2
Frankfurt	2024/07/26	08:10	0.0938 EUR	0.00	2

	26						
FINRA other OTC Issues	2024/07/ 26	18:25	0.1072	USD	0.00		9
Duesseldorf	2024/07/ 26	08:12	0.089	EUR	0.00		3
Berlin	2024/07/ 26	20:48	0.0982	EUR	0.00		20

Company profile

Company Logo

Contact Details

WESTHAVEN GOLD

--

Telefon: -

Fax: -

E-mail: -

Company Profile

-