

ARIMA REAL ESTATE SA EUR10

ISIN: **ES0105376000** WKN: -

Overview

2022/08/10 17:38:00

Price
8.15 EURDifference  0.00% (0.00)

General attributes

ISIN	ES0105376000
Symbol	ARM
Exchange	BME Continuous Market
Currency	EUR
Sector	-
Security type	Stock
Market cap (m)	232 EUR
Benchmark	IBEX 35

Market data

Bid (Bid size)	-
Ask (Ask size)	-
Open	8.15 EUR
High	8.15 EUR
Low	8.15 EUR
Close (prev. day)	8.15 EUR
VWAP	8.149691 EUR
Volume (pcs)	-
Trading volume	-
Number of trades	1
Last size	-

Futures and Options











Related Futures	-
Related Options	-

5y



Information about previous performance does not guarantee future performance.
Source: FactSet

Recent research

on market		
Date	Headline	Download
2022/08/08	 Global Equity Ratings	
2022/08/08	 Aktienempfehlungen Global	
2022/08/08	 Marktkommentar	
2022/07/25	 Global Equity Ratings	
2022/07/25	 Aktienempfehlungen Global	

Details

2022/08/10 17:38:00

Price

8.15 EUR

Difference  0.00% (0.00)

General attributes

ISIN	ES0105376000
Symbol	ARM
Exchange	BME Continuous Market
Currency	EUR
Sector	-
Security type	Stock
Market cap (m)	232 EUR
Benchmark	IBEX 35

Market data

Bid (Bid size)	-
Ask (Ask size)	-
Open	8.15 EUR
High	8.15 EUR
Low	8.15 EUR
Close (prev. day)	8.15 EUR
VWAP	8.149691 EUR
Volume (pcs)	-
Trading volume	-
Number of trades	1
Last size	-

Performance and Risk

	6m	1y	3y
Perf (%)	-6.75%	-15.98%	-19.31%
Perf (abs.)	-0.59	-1.55	-1.95
Beta	-	-	-
Volatility	35.37	31.18	28.65

5y



Information about previous performance does not guarantee future performance.
Source: FactSet

Price data

Ø price 5 days Ø volume 5 days (pcs.)	8.03 EUR (7,142)
Ø price 30 days Ø volume 30 days (pcs.)	7.79 EUR (10,371)
Ø price 100 days Ø volume 100 days (pcs.)	8.67 EUR (7,931)
Ø price 250 days Ø volume 250 days (pcs.)	8.95 EUR (7,060)
YTD High date	9.86 EUR (2022/03/31)
YTD Low date	7.00 EUR (2022/07/15)
52 Weeks High date	10.40 EUR (2021/08/16)
52 Weeks Low date	7.00 EUR (2022/07/15)

Arbitrage views

Exchange 	Date	Time	Price	Trading volume (mio.)	Number of trades
Stuttgart	2022/08/10	16:27	7.70 EUR	0.00	9
Frankfurt	2022/08/10	09:16	8.05 EUR	0.00	1
BME Continuous Market	2022/08/10	17:38	8.15 EUR	0.00	1

Company profile

Company Logo

<https://>

Company Profile

-

Contact Details

ARIMA REAL ESTATE SA

--

Telefon: -

Fax: -

E-mail: -