

NOVA LJUBLJANSKA BANKA DD NPV

ISIN: **SI0021117344** WKN: -

Overview

2022/08/12 15:13:36

Price

65.20 EUR

Difference  -2.40% (-1.60)

General attributes

ISIN	SI0021117344
Symbol	NLBR
Exchange	Ljubljana Stock Exchange
Currency	EUR
Sector	-
Security type	Stock
Market cap (m)	1,304 EUR
Benchmark	MSCI WORLD INDEX (STRD, UHD)

Market data

Bid (Bid size)	65.00 EUR (491)
Ask (Ask size)	65.40 EUR (280)
Open	66.60 EUR
High	66.80 EUR
Low	65.00 EUR
Close (prev. day)	66.80 EUR
VWAP	66.088686 EUR
Volume (pcs)	1,971
Trading volume	130,260.80
Number of trades	21
Last size	50

Futures and Options











Related Futures	-
Related Options	-

5y



Information about previous performance does not guarantee future performance.
Source: FactSet

Recent research

on market			
Date		Headline	Download
2022/08/08		Global Equity Ratings	
2022/08/08		Aktienempfehlungen Global	
2022/08/08		Marktkommentar	
2022/07/25		Global Equity Ratings	
2022/07/25		Aktienempfehlungen Global	

Details

2022/08/12 15:13:36

Price

65.20 EUR

Difference  -2.40% (-1.60)

General attributes

ISIN	SI0021117344
Symbol	NLBR
Exchange	Ljubljana Stock Exchange
Currency	EUR
Sector	-
Security type	Stock
Market cap (m)	1,304 EUR
Benchmark	MSCI WORLD INDEX (STRD, UHD)

Market data

Bid (Bid size)	65.00 EUR (491)
Ask (Ask size)	65.40 EUR (280)
Open	66.60 EUR
High	66.80 EUR
Low	65.00 EUR
Close (prev. day)	66.80 EUR
VWAP	66.088686 EUR
Volume (pcs)	1,971
Trading volume	130,260.80
Number of trades	21
Last size	50

Performance and Risk

	6m	1y	3y
Perf (%)	-12.37%	-0.91%	+17.27%
Perf (abs.)	-9.20	-0.60	+9.60
Beta	0.23	0.23	0.36
Volatility	27.39	24.06	26.77

5y



Information about previous performance does not guarantee future performance.

Source: FactSet

Price data

Ø price 5 days Ø volume 5 days (pcs.)	65.28 EUR (2,618)
Ø price 30 days Ø volume 30 days (pcs.)	58.73 EUR (3,747)
Ø price 100 days Ø volume 100 days (pcs.)	63.78 EUR (4,155)
Ø price 250 days Ø volume 250 days (pcs.)	70.19 EUR (4,222)
YTD High date	82.40 EUR (2022/01/21)
YTD Low date	53.80 EUR (2022/07/27)
52 Weeks High date	82.80 EUR (2021/11/12)
52 Weeks Low date	53.80 EUR (2022/07/27)

All listings for NOVA LJUBLJANSKA BANKA DD NPV

Exchange 	Date	Time	Price	Trading volume (mio.)	Number of trades
Ljubljana Stock Exchange	2022/08/12	15:13	65.20 EUR	0.13	21

Company profile

Company Logo

<https://>

Company Profile

-

Contact Details

NOVA LJUBLJANSKA BANKA D.D.

--

Telefon: -

Fax: -

E-mail: -