

HEXPOL AB CLASS B

ISIN: SE0007074281

WKN: -

Overview

2022/08/19 17:29:33

Price

104.20 SEK

Difference  -1.04% (-1.10)

General attributes

ISIN	SE0007074281
Symbol	HPOL B
Exchange	Nasdaq Stockholm
Currency	SEK
Sector	Chemical / Pharmaceutical / Health
Security type	Stock
Market cap (m)	3,240 EUR
Benchmark	OMX STOCKHOLM 30 INDEX

Market data

Bid (Bid size)	103.90 SEK (70)
Ask (Ask size)	104.00 SEK (147)
Open	104.20 SEK
High	104.70 SEK
Low	102.50 SEK
Close (prev. day)	105.30 SEK
VWAP	103.722785 SEK
Volume (pcs)	321,438
Trading volume	33,340,711.00
Number of trades	597
Last size	873

Futures and Options











Related Futures	24
Related Options	-

5y



Information about previous performance does not guarantee future performance.
Source: FactSet

Recent research

on sector			
Date		Headline	Download
2022/08/19		Equity Weekly	
2022/08/18		Global Equity Ratings	
2022/08/18		Aktienempfehlungen Global	
2022/08/08		Global Equity Ratings	
2022/08/08		Aktienempfehlungen Global	

Details

2022/08/19 17:29:33

Price

104.20 SEK

 Difference ▼ -1.04% (-1.10)

General attributes

ISIN	SE0007074281
Symbol	HPOL B
Exchange	Nasdaq Stockholm
Currency	SEK
Sector	Chemical / Pharmaceutical / Health
Security type	Stock
Market cap (m)	3,240 EUR
Benchmark	OMX STOCKHOLM 30 INDEX

Market data

Bid (Bid size)	103.90 SEK (70)
Ask (Ask size)	104.00 SEK (147)
Open	104.20 SEK
High	104.70 SEK
Low	102.50 SEK
Close (prev. day)	105.30 SEK
VWAP	103.722785 SEK
Volume (pcs)	321,438
Trading volume	33,340,711.00
Number of trades	597
Last size	873

Performance and Risk

	6m	1y	3y
Perf (%)	-3.43%	-7.75%	+49.93%
Perf (abs.)	-3.70	-8.75	+34.70
Beta	0.38	0.40	0.62
Volatility	37.57	32.92	37.01

5y



Information about previous performance does not guarantee future performance.
Source: FactSet

Price data

Ø price 5 days Ø volume 5 days (pcs.)	104.94 SEK (323,660)
Ø price 30 days Ø volume 30 days (pcs.)	101.26 SEK (420,089)
Ø price 100 days Ø volume 100 days (pcs.)	91.88 SEK (530,367)
Ø price 250 days Ø volume 250 days (pcs.)	100.87 SEK (532,833)
YTD High date	125.55 SEK (2022/01/10)
YTD Low date	77.70 SEK (2022/05/09)
52 Weeks High date	125.55 SEK (2022/01/10)
52 Weeks Low date	77.70 SEK (2022/05/09)

Arbitrage views

Exchange	Date	Time	Price	Trading volume (mio.)	Number of trades
Tradegate	2022/08/19	22:02	9.795 EUR	0.00	1
Stuttgart	2022/08/19	12:25	9.765 EUR	0.00	7
Nasdaq Stockholm	2022/08/19	17:29	104.20 SEK	33.34	597
Munich	2022/08/19	08:05	9.94 EUR	0.00	1
London Stock Exchange	2022/	17:25	103.85 SEK	0.00	2

European Trade Reporting	08/19					
Frankfurt	2022/ 08/19	17:15	9.755 EUR	0.00		5
FINRA other OTC Issues	2022/ 08/16	18:12	10.05 USD	0.01		3
Duesseldorf	2022/ 08/19	21:00	9.75 EUR	0.00		10
Berlin	2022/ 08/19	21:34	9.80 EUR	0.00		15

Company profile

Company Logo



Contact Details

HEXPOL AB

--

Skeppsbron 3 - 211 20 Malmö

Telefon: 46-40-25-46-60

Fax: 46-40-25-46-89

E-mail: info@hexpol.com

Company Profile

-

Members of Management Board

Georg Brunstam Chairman of Managing Board

Carsten Rüter Member of Executive Committee

Jan Wikström Member of Executive Committee

Ken Bloom Member of Executive Committee

Magnus Berglund Member of Executive Committee

Peter Rosén Member of Executive Committee

Ralph Wolkener Member of Executive Committee

Board of directors

Alf Göran Göransson Chairman of Supervisory Board

Ann Kerstin Birgitta Lindell Member of Supervisory Board

Jan-Anders Edvin Månsson Member of Supervisory Board

Eva Christina Malin Persson Member of Supervisory Board

Gun Elice Nilsson Member of Supervisory Board

Märta I K Schörling Andreen Member of Supervisory Board