

AMREST HOLDINGS SE

ISIN: **ES0105375002** WKN:

-

Overview

2022/12/07 08:02:21

Price

4.145 EUR

Difference  -2.59% (-0.11)

General attributes

ISIN ES0105375002

Symbol EAT

Exchange Munich

Currency EUR

Sector -

Security type Stock

Market cap (m) 930 EUR

Benchmark AMSTERDAM EXCHANGES INDEX

Market data

Bid (Bid size) 3.96 EUR (1,000)

Ask (Ask size) 4.37 EUR (1,000)

Open 4.145 EUR

High 4.145 EUR

Low 4.145 EUR

Close (prev. day) 4.255 EUR

VWAP 4.75 EUR

Volume (pcs) 0

Trading volume 0.00

Number of trades 1

Last size 0

Futures and Options

Related Futures -

Related Options -

5y








Information about previous performance does not guarantee future performance.

Source: FactSet

Recent research

on market

Date	Headline	Download
2022/11/28	 Global Equity Ratings	
2022/11/28	 Aktienempfehlungen Global	
2022/11/18	 Global Equity Ratings	
2022/11/18	 Aktienempfehlungen Global	
2022/11/09	 Marktkommentar	

Details

2022/12/07 08:02:21

Price

4.145 EUR

Difference ▼ -2.59% (-0.11)

General attributes

ISIN	ES0105375002
Symbol	EAT
Exchange	Munich
Currency	EUR
Sector	-
Security type	Stock
Market cap (m)	930 EUR
Benchmark	AMSTERDAM EXCHANGES INDEX

Market data

Bid (Bid size)	3.96 EUR (1,000)
Ask (Ask size)	4.37 EUR (1,000)
Open	4.145 EUR
High	4.145 EUR
Low	4.145 EUR
Close (prev. day)	4.255 EUR
VWAP	4.75 EUR
Volume (pcs)	0
Trading volume	0.00
Number of trades	1
Last size	0

Performance and Risk

	6m	1y	3y
Perf (%)	+6.24%	-29.96%	-60.67%
Perf (abs.)	+0.25	-1.82	-6.57
Beta	0.57	0.60	0.62
Volatility	31.40	34.48	48.73

5y



Information about previous performance does not guarantee future performance.
Source: FactSet

Price data

Ø price 5 days Ø volume 5 days (pcs.)	4.273 EUR (0)
Ø price 30 days Ø volume 30 days (pcs.)	3.958 EUR (0)
Ø price 100 days Ø volume 100 days (pcs.)	4.037 EUR (0)
Ø price 250 days Ø volume 250 days (pcs.)	4.373 EUR (40)
YTD High date	6.355 EUR (2022/01/10)
YTD Low date	3.500 EUR (2022/05/13)
52 Weeks High date	6.355 EUR (2022/01/10)
52 Weeks Low date	3.500 EUR (2022/05/13)

Arbitrage views

Exchange	Date	Time	Price	Trading volume (mio.)	Number of trades
Munich	2022/12/07	08:02	4.145 EUR	0.00	1
London Stock Exchange European Trade Reporting	2022/12/06	16:50	36.90 PLN	0.00	1
Frankfurt	2022/12/07	09:54	3.99 EUR	0.00	2
FINRA other OTC Issues	2021/03/11	17:28	8.5170 USD	0.01	1
BME Continuous Market	2022/	17:38	4.16 EUR	0.00	10

Company profile

Company Logo

Contact Details

AMREST HOLDINGS N.V.

--

Telefon: -

Fax: -

E-mail: -

Company Profile

-