

## AMREST HOLDINGS SE

ISIN: **ES0105375002** WKN:

-

## Overview

2022/11/29 08:04:26

Price  
4.30 EURDifference  2.75% (0.12)

## General attributes

ISIN	ES0105375002
Symbol	EAT
Exchange	Munich
Currency	EUR
Sector	-
Security type	Stock
Market cap (m)	926 EUR
Benchmark	AMSTERDAM EXCHANGES INDEX

## Market data

Bid (Bid size)	-
Ask (Ask size)	-
Open	4.30 EUR
High	4.30 EUR
Low	4.30 EUR
Close (prev. day)	4.185 EUR
VWAP	4.75 EUR
Volume (pcs)	0
Trading volume	0.00
Number of trades	1
Last size	0

## Futures and Options

Related Futures	-
Related Options	-







5y



Information about previous performance does not guarantee future performance.  
Source: FactSet

## Recent research

on market

Date		Headline	Download
2022/11/28		Global Equity Ratings	
2022/11/28		Aktienempfehlungen Global	
2022/11/18		Global Equity Ratings	
2022/11/18		Aktienempfehlungen Global	
2022/11/09		Marktkommentar	

## Details

2022/11/29 08:04:26

## Price

4.30 EUR

Difference ▲ 2.75% (0.12)

## General attributes

ISIN	ES0105375002
Symbol	EAT
Exchange	Munich
Currency	EUR
Sector	-
Security type	Stock
Market cap (m)	926 EUR
Benchmark	AMSTERDAM EXCHANGES INDEX

## Market data

Bid (Bid size)	-
Ask (Ask size)	-
Open	4.30 EUR
High	4.30 EUR
Low	4.30 EUR
Close (prev. day)	4.185 EUR
VWAP	4.75 EUR
Volume (pcs)	0
Trading volume	0.00
Number of trades	1
Last size	0

## Performance and Risk

	6m	1y	3y
Perf (%)	+7.58%	-33.20%	-59.99%
Perf (abs.)	+0.30	-2.08	-6.28
Beta	0.56	0.61	0.61
Volatility	31.30	34.59	48.72

5y



Information about previous performance does not guarantee future performance.  
Source: FactSet

## Price data

Ø price 5 days   Ø volume 5 days (pcs.)	4.03 EUR (0)
Ø price 30 days   Ø volume 30 days (pcs.)	3.86 EUR (0)
Ø price 100 days   Ø volume 100 days (pcs.)	4.00 EUR (0)
Ø price 250 days   Ø volume 250 days (pcs.)	4.42 EUR (44)
YTD High   date	6.36 EUR (2022/01/10)
YTD Low   date	3.50 EUR (2022/05/13)
52 Weeks High   date	6.36 EUR (2022/01/10)
52 Weeks Low   date	3.50 EUR (2022/05/13)

## Arbitrage views

Exchange <span>⊕</span>	Date	Time	Price	Trading volume (mio.)	Number of trades
Munich	2022/11/29	08:04	4.30 EUR	0.00	1
London Stock Exchange European Trade Reporting	2022/11/29	16:50	36.90 PLN	0.00	1
Frankfurt	2022/11/29	08:01	4.30 EUR	0.00	1
FINRA other OTC Issues	2021/03/11	17:28	8.5170 USD	0.01	1
BME Continuous Market	2022/	17:38	4.245 EUR	0.00	3



## Company profile

### Company Logo

#### Contact Details

AMREST HOLDINGS N.V.

--

----

Telefon: -

Fax: -

E-mail: -

### Company Profile

-