

## AMREST HOLDINGS SE

ISIN: **ES0105375002** WKN:

-

## Overview

2022/09/30 08:03:05

Price  
3.655 EURDifference  -5.31% (-0.21)

## General attributes

ISIN	ES0105375002
Symbol	EAT
Exchange	Munich
Currency	EUR
Sector	-
Security type	Stock
Market cap (m)	799 EUR
Benchmark	AMSTERDAM EXCHANGES INDEX

## Market data

Bid (Bid size)	-
Ask (Ask size)	-
Open	3.655 EUR
High	3.655 EUR
Low	3.655 EUR
Close (prev. day)	3.86 EUR
VWAP	4.75 EUR
Volume (pcs)	0
Trading volume	0.00
Number of trades	1
Last size	0

## Futures and Options

Related Futures	-
Related Options	-




5y



Information about previous performance does not guarantee future performance.  
Source: FactSet

## Recent research

on market

Date		Headline	Download
2022/09/26		Global Equity Ratings	
2022/09/26		Aktienempfehlungen Global	
2022/09/06		Marktkommentar	
2022/09/01		Global Equity Ratings	
2022/09/01		Aktienempfehlungen Global	

## Details

2022/09/30 08:03:05

## Price

3.655 EUR

Difference ▼ -5.31% (-0.21)

## General attributes

ISIN	ES0105375002
Symbol	EAT
Exchange	Munich
Currency	EUR
Sector	-
Security type	Stock
Market cap (m)	799 EUR
Benchmark	AMSTERDAM EXCHANGES INDEX

## Market data

Bid (Bid size)	-
Ask (Ask size)	-
Open	3.655 EUR
High	3.655 EUR
Low	3.655 EUR
Close (prev. day)	3.86 EUR
VWAP	4.75 EUR
Volume (pcs)	0
Trading volume	0.00
Number of trades	1
Last size	0

## Performance and Risk

	6m	1y	3y
Perf (%)	-17.79%	-42.98%	-64.03%
Perf (abs.)	-0.79	-2.76	-6.51
Beta	0.48	0.61	0.61
Volatility	33.39	34.74	48.65

5y



Information about previous performance does not guarantee future performance.  
Source: FactSet

## Price data

Ø price 5 days   Ø volume 5 days (pcs.)	3.826 EUR (0)
Ø price 30 days   Ø volume 30 days (pcs.)	4.211 EUR (0)
Ø price 100 days   Ø volume 100 days (pcs.)	3.988 EUR (7)
Ø price 250 days   Ø volume 250 days (pcs.)	4.880 EUR (48)
YTD High   date	6.355 EUR (2022/01/10)
YTD Low   date	3.500 EUR (2022/05/13)
52 Weeks High   date	7.065 EUR (2021/10/28)
52 Weeks Low   date	3.500 EUR (2022/05/13)

## Arbitrage views

Exchange	Date	Time	Price	Trading volume (mio.)	Number of trades
Munich	2022/09/30	08:03	3.655 EUR	0.00	1
London Stock Exchange European Trade Reporting	2022/09/30	16:50	36.90 PLN	0.00	1
Frankfurt	2022/09/30	08:05	3.55 EUR	0.00	1
FINRA other OTC Issues	2021/03/11	17:28	8.5170 USD	0.01	1
BME Continuous Market	2022/	17:38	3.76 EUR	0.02	33



## Company profile

### Company Logo

#### Contact Details

AMREST HOLDINGS N.V.

--

----

Telefon: -

Fax: -

E-mail: -

### Company Profile

-