

## HORNBACH HOLDING AG &amp; CO. KGAA

ISIN: DE0006083405 WKN: 608340

## Overview

2024/05/06 16:32:09

Price  
73.90 EURDifference  0.14% (0.10)

## General attributes

ISIN	DE0006083405
Symbol	HBH
Exchange	Duesseldorf
Currency	EUR
Sector	Commerce
Security type	Stock
Market cap (m)	1,187 EUR
Benchmark	GERMANY DAX

## Market data

Bid (Bid size)	-
Ask (Ask size)	-
Open	74.50 EUR
High	74.50 EUR
Low	73.90 EUR
Close (prev. day)	73.80 EUR
VWAP	-
Volume (pcs)	1
Trading volume	74.50
Number of trades	4
Last size	0

## Futures and Options










Related Futures	15
Related Options	-

5y



Information about previous performance does not guarantee future performance.  
Source: FactSet

## Recent research

on sector		on market	
Date		Headline	Download
2024/04/26		Global Equity Ratings	
2024/04/26		Aktienempfehlungen Global	
2024/04/03		Global Equity Ratings	
2024/04/03		Aktienempfehlungen Global	
2024/03/13		Global Equity Ratings	

## Details

2024/05/06 16:32:09

Price  
73.90 EUR

Difference ▲ 0.14% (0.10)

## General attributes

ISIN	DE0006083405
Symbol	HBH
Exchange	Duesseldorf
Currency	EUR
Sector	Commerce
Security type	Stock
Market cap (m)	1,187 EUR
Benchmark	GERMANY DAX

## Market data

Bid (Bid size)	-
Ask (Ask size)	-
Open	74.50 EUR
High	74.50 EUR
Low	73.90 EUR
Close (prev. day)	73.80 EUR
VWAP	-
Volume (pcs)	1
Trading volume	74.50
Number of trades	4
Last size	0

## Performance and Risk

	6m	1y	3y
Perf (%)	+26.91%	+0.41%	-8.78%
Perf (abs.)	+15.65	+0.30	-7.10
Beta	1.10	1.14	0.99
Volatility	23.47	24.92	33.01

5y



Information about previous performance does not guarantee future performance.  
Source: FactSet

## Price data

Ø price 5 days   Ø volume 5 days (pcs.)	73.80 EUR (0)
Ø price 30 days   Ø volume 30 days (pcs.)	73.10 EUR (10)
Ø price 100 days   Ø volume 100 days (pcs.)	67.98 EUR (15)
Ø price 250 days   Ø volume 250 days (pcs.)	66.57 EUR (8)
YTD High   date	76.20 EUR (2024/04/15)
YTD Low   date	62.75 EUR (2024/02/06)
52 Weeks High   date	77.00 EUR (2023/05/10)
52 Weeks Low   date	55.10 EUR (2023/10/27)

## Arbitrage views

Exchange <span>⊕</span>	Date	Time	Price	Trading volume (mio.)	Number of trades
Xetra	2024/05/06	17:29	74.00 EUR	0.38	129
Vienna Stock Exchange	2024/05/06	09:05	74.70 EUR	0.00	1
Tradegate	2024/05/06	16:55	74.10 EUR	0.05	15
Stuttgart	2024/05/06	17:15	74.10 EUR	0.00	39
SIX Swiss Exchange	2019/	17:30	54.60 CHF	0.00	1

	05/02					
Munich	2024/ 05/06	08:00	74.10 EUR	0.00		1
London Stock Exchange European Trade Reporting	2024/ 05/03	17:30	74.55 EUR	0.00		2
Hanover	2024/ 05/06	08:16	74.10 EUR	0.00		1
Hamburg	2024/ 05/06	08:16	74.10 EUR	0.00		1
Frankfurt	2024/ 05/06	09:09	74.40 EUR	0.00		2
FINRA other OTC Issues	2022/ 03/17	20:10	134.00 USD	0.19		1
Duesseldorf	2024/ 05/06	16:32	73.90 EUR	0.00		4
Berlin	2024/ 05/06	08:00	74.10 EUR	0.00		1

## Company profile

### Company Logo



### Contact Details

HORNBACH HOLDING AG & CO. KGAA

--

Hornbachstraße 11 - 76879 Bornheim

Telefon: +49-6348-60-00

Fax: +49-6348-60-4000

E-mail: [info@hornbach-holding.com](mailto:info@hornbach-holding.com)

### Company Profile

-

### Members of Management Board

Albrecht Hornbach	Chairman of Managing Board
Erich Harsch	Member of Executive Committee
Karin Dohm	Member of Executive Committee

### Board of directors

John Feldmann	Chairman of Supervisory Board
Martin Hornbach	Member of Supervisory Board
Melanie Thomann-Bopp	Member of Supervisory Board
Simona Scarpaleggia	Member of Supervisory Board
Simone Krah	Member of Supervisory Board
Vanessa Stütze	Member of Supervisory Board