

## ALISA BANK PLC

ISIN: FI4000170915 WKN: -

## Overview

2024/07/26 18:00:00

Price  
0.1645 EURDifference  -2.95% (-0.01)

## General attributes

ISIN	FI4000170915
Symbol	ALISA
Exchange	Nasdaq Helsinki
Currency	EUR
Sector	Financial
Security type	Stock
Market cap (m)	24 EUR
Benchmark	OMX HELSINKI 25

## Market data

Bid (Bid size)	0.1625 EUR (298)
Ask (Ask size)	0.1655 EUR (12,372)
Open	0.163 EUR
High	0.169 EUR
Low	0.161 EUR
Close (prev. day)	0.1695 EUR
VWAP	0.165 EUR
Volume (pcs)	65,207
Trading volume	10,762.13
Number of trades	49
Last size	-











## Futures and Options

Related Futures	0
Related Options	-



Information about previous performance does not guarantee future performance.  
Source: FactSet

## Recent research

on sector	on market		
Date		Headline	Download
2024/07/24		Global Equity Ratings	
2024/07/24		Aktienempfehlungen Global	
2024/07/19		Equity Weekly	
2024/07/15		Aktienempfehlungen Global	
2024/07/12		Global Equity Ratings	

## Details

2024/07/26 18:00:00

## Price

0.1645 EUR

Difference 📉 -2.95% (-0.01)

## General attributes

ISIN	FI4000170915
Symbol	ALISA
Exchange	Nasdaq Helsinki
Currency	EUR
Sector	Financial
Security type	Stock
Market cap (m)	24 EUR
Benchmark	OMX HELSINKI 25

## Market data

Bid (Bid size)	0.1625 EUR (298)
Ask (Ask size)	0.1655 EUR (12,372)
Open	0.163 EUR
High	0.169 EUR
Low	0.161 EUR
Close (prev. day)	0.1695 EUR
VWAP	0.165 EUR
Volume (pcs)	65,207
Trading volume	10,762.13
Number of trades	49
Last size	-

## Performance and Risk

	6m	1y	3y
Perf (%)	-12.50%	-56.07%	-69.54%
Perf (abs.)	-0.02	-0.21	-0.38
Beta	-0.04	-0.33	0.34
Volatility	40.73	43.02	41.06

5y



Information about previous performance does not guarantee future performance.  
Source: FactSet

## Price data

Ø price 5 days   Ø volume 5 days (pcs.)	0.1697 EUR (71,935)
Ø price 30 days   Ø volume 30 days (pcs.)	0.1792 EUR (30,763)
Ø price 100 days   Ø volume 100 days (pcs.)	0.1867 EUR (81,998)
Ø price 250 days   Ø volume 250 days (pcs.)	0.2255 EUR (68,420)
YTD High   date	0.2550 EUR (2024/04/10)
YTD Low   date	0.1610 EUR (2024/07/25)
52 Weeks High   date	0.3850 EUR (2023/07/27)
52 Weeks Low   date	0.1610 EUR (2024/07/25)

## Arbitrage views

Exchange <span>📍</span>	Date	Time	Price	Trading volume (mio.)	Number of trades
Nasdaq Helsinki	2024/07/26	18:00	0.1645 EUR	0.01	49
London Stock Exchange	2019/03/29	17:25	9.45 EUR	0.00	1

## Company profile

### Company Logo



### Company Profile

-

### Contact Details

ALISA BANK

--

Pursimiehenkatu 4 A 00150 Helsinki

Telefon: +358 20380101

Fax: -

E-mail: [sijoittajapalvelu@alisapankki.fi](mailto:sijoittajapalvelu@alisapankki.fi)