

FELLOW BANK PLC

ISIN: FI4000170915

WKN: -

Overview

2022/08/16 16:43:13

Price
0.42 EURDifference  -2.21% (-0.01)

General attributes

ISIN	FI4000170915
Symbol	FELLOW
Exchange	Nasdaq Helsinki
Currency	EUR
Sector	Financial
Security type	Stock
Market cap (m)	37 EUR
Benchmark	OMX HELSINKI 25

Market data

Bid (Bid size)	0.42 EUR (1,500)
Ask (Ask size)	0.427 EUR (4,500)
Open	0.4295 EUR
High	0.4325 EUR
Low	0.413 EUR
Close (prev. day)	0.4295 EUR
VWAP	0.422793 EUR
Volume (pcs)	24,425
Trading volume	10,326.72
Number of trades	37
Last size	45

Futures and Options




Related Futures	0
Related Options	-

5y



Information about previous performance does not guarantee future performance.
Source: FactSet

Recent research

on sector		on market	
Date		Headline	Download
2022/08/08		Global Equity Ratings	
2022/08/08		Aktienempfehlungen Global	
2022/08/08		Aktienempfehlungen Österreich	
2022/08/05		Equity Weekly	
2022/07/25		Aktienempfehlungen Österreich	

Details

2022/08/16 16:43:13

Price

0.42 EUR

Difference  -2.21% (-0.01)

General attributes

ISIN	FI4000170915
Symbol	FELLOW
Exchange	Nasdaq Helsinki
Currency	EUR
Sector	Financial
Security type	Stock
Market cap (m)	37 EUR
Benchmark	OMX HELSINKI 25

Market data

Bid (Bid size)	0.42 EUR (1,500)
Ask (Ask size)	0.427 EUR (4,500)
Open	0.4295 EUR
High	0.4325 EUR
Low	0.413 EUR
Close (prev. day)	0.4295 EUR
VWAP	0.422793 EUR
Volume (pcs)	24,425
Trading volume	10,326.72
Number of trades	37
Last size	45

Performance and Risk

	6m	1y	3y
Perf (%)	-10.66%	-14.15%	-50.85%
Perf (abs.)	-0.05	-0.07	-0.43
Beta	0.28	0.36	0.36
Volatility	50.99	42.49	48.19

5y



Information about previous performance does not guarantee future performance.
Source: FactSet

Price data

Ø price 5 days Ø volume 5 days (pcs.)	0.43 EUR (27,217)
Ø price 30 days Ø volume 30 days (pcs.)	0.43 EUR (43,219)
Ø price 100 days Ø volume 100 days (pcs.)	0.45 EUR (82,696)
Ø price 250 days Ø volume 250 days (pcs.)	0.46 EUR (69,761)
YTD High date	0.61 EUR (2022/04/11)
YTD Low date	0.38 EUR (2022/05/10)
52 Weeks High date	0.61 EUR (2022/04/11)
52 Weeks Low date	0.38 EUR (2022/05/10)

Arbitrage views

Exchange 	Date	Time	Price	Trading volume (mio.)	Number of trades
Nasdaq Helsinki	2022/08/16	16:43	0.42 EUR	0.01	37
London Stock Exchange	2019/03/29	17:25	9.45 EUR	0.00	1

Company profile

Company Logo



Company Profile

-

Contact Details

FELLOW BANK

--

Telefon: -

Fax: -

E-mail: -