

NEOEN S.A.

ISIN: FR0011675362

WKN: -

Overview

2024/09/13 20:00:01

Price
38.46 EURDifference  -0.47% (-0.18)

General attributes

ISIN	FR0011675362
Symbol	NEOEN
Exchange	Frankfurt
Currency	EUR
Sector	Utilities
Security type	Stock
Market cap (m)	5,929 EUR
Benchmark	CAC 40 INDEX

Market data

Bid (Bid size)	-
Ask (Ask size)	-
Open	38.58 EUR
High	38.70 EUR
Low	38.46 EUR
Close (prev. day)	38.64 EUR
VWAP	38.98 EUR
Volume (pcs)	0
Trading volume	0.00
Number of trades	9
Last size	0

Futures and Options





Related Futures	-
Related Options	-

5y



Information about previous performance does not guarantee future performance.
Source: FactSet

Recent research

on sector		on market	
Date		Headline	Download
2024/09/11		Global Equity Ratings	
2024/09/11		Aktienempfehlungen Global	
2024/09/09		Aktienempfehlungen Österreich	
2024/09/06		Equity Weekly	
2024/09/05		Global Equity Ratings	

Details

2024/09/13 20:00:01

Price

38.46 EUR

Difference ▼ -0.47% (-0.18)

General attributes

ISIN	FR0011675362
Symbol	NEOEN
Exchange	Frankfurt
Currency	EUR
Sector	Utilities
Security type	Stock
Market cap (m)	5,929 EUR
Benchmark	CAC 40 INDEX

Market data

Bid (Bid size)	-
Ask (Ask size)	-
Open	38.58 EUR
High	38.70 EUR
Low	38.46 EUR
Close (prev. day)	38.64 EUR
VWAP	38.98 EUR
Volume (pcs)	0
Trading volume	0.00
Number of trades	9
Last size	0

Performance and Risk

	6m	1y	3y
Perf (%)	+59.59%	+41.40%	+21.38%
Perf (abs.)	+14.36	+11.26	+6.78
Beta	-	-	-
Volatility	33.48	33.45	36.14

5y



Information about previous performance does not guarantee future performance.
Source: FactSet

Price data

Ø price 5 days Ø volume 5 days (pcs.)	38.69 EUR (3)
Ø price 30 days Ø volume 30 days (pcs.)	38.42 EUR (102)
Ø price 100 days Ø volume 100 days (pcs.)	36.18 EUR (60)
Ø price 250 days Ø volume 250 days (pcs.)	30.29 EUR (43)
YTD High date	39.14 EUR (2024/08/22)
YTD Low date	21.94 EUR (2024/02/29)
52 Weeks High date	39.14 EUR (2024/08/22)
52 Weeks Low date	21.94 EUR (2024/02/29)

All listings for NEOEN S.A.

Exchange	Date	Time	Price	Trading volume (mio.)	Number of trades
Tradegate	2024/09/13	22:26	38.66 EUR	0.01	7
Stuttgart	2024/09/13	16:37	38.74 EUR	0.00	13
Munich	2024/09/13	08:08	38.80 EUR	0.00	1
London Stock Exchange European Trade Reporting	2024/09/13	17:30	38.76 EUR	0.00	2
Frankfurt	2024/09/13	20:00	38.46 EUR	0.00	9

	09/13					
FINRA other OTC Issues	2024/ 09/12	16:23	41.50 USD	0.04		1
Euronext Paris	2024/ 09/13	17:35	38.79 EUR	1.96		322
Euronext Milan MTF Trading After Hours	-	-	-	0.00		-
Duesseldorf	2024/ 09/13	19:30	38.34 EUR	0.00		6
Berlin	2024/ 09/13	21:50	38.62 EUR	0.00		19

Company profile

Company Logo



Contact Details

NEOEN SA

--

Telefon: -

Fax: -

E-mail: -

Company Profile

-

Board of directors

Bertrand Dumazy	Member of Supervisory Board
-----------------	-----------------------------

Christophe Gegout	Member of Supervisory Board
-------------------	-----------------------------

Helen Lee Bouygues	Member of Supervisory Board
--------------------	-----------------------------

Jacques Veyrat	Member of Supervisory Board
----------------	-----------------------------

Simon Veyrat	Member of Supervisory Board
--------------	-----------------------------

Stéphanie Levan	Member of Supervisory Board
-----------------	-----------------------------

Vanessa Giraud	Member of Supervisory Board
----------------	-----------------------------