

YOKOGAWA ELECTRIC CORP

ISIN: JP3955000009 WKN: 6841

Overview

2024/07/26 08:15:48

Price

22.20 EUR

Difference  -0.89% (-0.20)

General attributes

| | |
|----------------|--------------|
| ISIN | JP3955000009 |
| Symbol | 6841 |
| Exchange | Stuttgart |
| Currency | EUR |
| Sector | Technology |
| Security type | Stock |
| Market cap (m) | 5,994 EUR |
| Benchmark | NIKKEI 225 |

Market data

| | |
|-------------------|-----------|
| Bid (Bid size) | - (0) |
| Ask (Ask size) | - (0) |
| Open | 22.20 EUR |
| High | 22.20 EUR |
| Low | 22.20 EUR |
| Close (prev. day) | 22.40 EUR |
| VWAP | - |
| Volume (pcs) | 0 |
| Trading volume | 0.00 |
| Number of trades | 3 |
| Last size | 0 |

Futures and Options











| | |
|-----------------|---|
| Related Futures | - |
| Related Options | - |

5y



Information about previous performance does not guarantee future performance.
Source: FactSet

Recent research

| on sector | | on market | |
|------------|---|---------------------------|---|
| Date | | Headline | Download |
| 2024/07/26 |  | Equity Weekly |  |
| 2024/07/24 |  | Global Equity Ratings |  |
| 2024/07/24 |  | Aktienempfehlungen Global |  |
| 2024/07/15 |  | Aktienempfehlungen Global |  |
| 2024/07/12 |  | Global Equity Ratings |  |

Details

2024/07/26 08:15:48

Price

22.20 EUR

Difference ▼ -0.89% (-0.20)

General attributes

| | |
|----------------|--------------|
| ISIN | JP3955000009 |
| Symbol | 6841 |
| Exchange | Stuttgart |
| Currency | EUR |
| Sector | Technology |
| Security type | Stock |
| Market cap (m) | 5,994 EUR |
| Benchmark | NIKKEI 225 |

Market data

| | |
|-------------------|-----------|
| Bid (Bid size) | - (0) |
| Ask (Ask size) | - (0) |
| Open | 22.20 EUR |
| High | 22.20 EUR |
| Low | 22.20 EUR |
| Close (prev. day) | 22.40 EUR |
| VWAP | - |
| Volume (pcs) | 0 |
| Trading volume | 0.00 |
| Number of trades | 3 |
| Last size | 0 |

Performance and Risk

| | 6m | 1y | 3y |
|-------------|---------|---------|---------|
| Perf (%) | +22.65% | +31.36% | +76.19% |
| Perf (abs.) | +4.10 | +5.30 | +9.60 |
| Beta | 0.79 | 0.83 | 0.94 |
| Volatility | 30.14 | 30.77 | 29.92 |

5y



Information about previous performance does not guarantee future performance.
Source: FactSet

Price data

| | |
|---|------------------------|
| Ø price 5 days Ø volume 5 days (pcs.) | 22.56 EUR (0) |
| Ø price 30 days Ø volume 30 days (pcs.) | 22.65 EUR (3) |
| Ø price 100 days Ø volume 100 days (pcs.) | 22.10 EUR (1) |
| Ø price 250 days Ø volume 250 days (pcs.) | 19.51 EUR (6) |
| YTD High date | 24.00 EUR (2024/05/20) |
| YTD Low date | 17.00 EUR (2024/01/02) |
| 52 Weeks High date | 24.00 EUR (2024/05/20) |
| 52 Weeks Low date | 16.30 EUR (2023/08/04) |

All listings for YOKOGAWA ELECTRIC CORP

| Exchange | Date | Time | Price | Trading volume (mio.) | Number of trades |
|----------------------|------------|-------|--------------|-----------------------|------------------|
| Tradegate | 2024/07/26 | 22:02 | 22.80 EUR | 0.00 | 1 |
| Tokyo Stock Exchange | 2024/07/26 | 08:00 | 3,726.00 JPY | 27.35 | 1,926 |
| Stuttgart | 2024/07/26 | 08:15 | 22.20 EUR | 0.00 | 3 |
| Hanover | 2024/07/26 | 08:01 | 22.40 EUR | 0.00 | 3 |
| Frankfurt | 2024/07/26 | 08:24 | 22.20 EUR | 0.00 | 2 |

| | | | | | | |
|------------------------|------------|-------|-----------|------|--|----|
| | 26 | | | | | |
| FINRA other OTC Issues | 2024/05/03 | 15:39 | 21.99 USD | 0.03 | | 10 |
| Duesseldorf | 2024/07/26 | 19:31 | 22.00 EUR | 0.00 | | 7 |

Company profile

Company Logo



Company Profile

-

Contact Details

YOKOGAWA ELEC

--

2-9-32, Nakacho, Musashino-shi - 180-8750
Tokyo

Telefon: +81-422-52-5530

Fax: +81-422-55-6492

E-mail: -