

## YOKOGAWA ELECTRIC CORP

ISIN: JP3955000009 WKN: 6841

## Overview

2024/07/26 08:15:48

Price

22.20 EUR

Difference  -0.89% (-0.20)

## General attributes

ISIN	JP3955000009
Symbol	6841
Exchange	Stuttgart
Currency	EUR
Sector	Technology
Security type	Stock
Market cap (m)	5,994 EUR
Benchmark	NIKKEI 225

## Market data

Bid (Bid size)	- (0)
Ask (Ask size)	- (0)
Open	22.20 EUR
High	22.20 EUR
Low	22.20 EUR
Close (prev. day)	22.40 EUR
VWAP	-
Volume (pcs)	0
Trading volume	0.00
Number of trades	3
Last size	0

## Futures and Options











Related Futures	-
Related Options	-

5y



Information about previous performance does not guarantee future performance.  
Source: FactSet

## Recent research

on sector		on market	
Date		Headline	Download
2024/07/26		Equity Weekly	
2024/07/24		Global Equity Ratings	
2024/07/24		Aktienempfehlungen Global	
2024/07/15		Aktienempfehlungen Global	
2024/07/12		Global Equity Ratings	

## Details

2024/07/26 08:15:48

## Price

22.20 EUR

Difference ▼ -0.89% (-0.20)

## General attributes

ISIN	JP3955000009
Symbol	6841
Exchange	Stuttgart
Currency	EUR
Sector	Technology
Security type	Stock
Market cap (m)	5,994 EUR
Benchmark	NIKKEI 225

## Market data

Bid (Bid size)	- (0)
Ask (Ask size)	- (0)
Open	22.20 EUR
High	22.20 EUR
Low	22.20 EUR
Close (prev. day)	22.40 EUR
VWAP	-
Volume (pcs)	0
Trading volume	0.00
Number of trades	3
Last size	0

## Performance and Risk

	6m	1y	3y
Perf (%)	+22.65%	+31.36%	+76.19%
Perf (abs.)	+4.10	+5.30	+9.60
Beta	0.79	0.83	0.94
Volatility	30.14	30.77	29.92

5y



Information about previous performance does not guarantee future performance.  
Source: FactSet

## Price data

Ø price 5 days   Ø volume 5 days (pcs.)	22.56 EUR (0)
Ø price 30 days   Ø volume 30 days (pcs.)	22.65 EUR (3)
Ø price 100 days   Ø volume 100 days (pcs.)	22.10 EUR (1)
Ø price 250 days   Ø volume 250 days (pcs.)	19.51 EUR (6)
YTD High   date	24.00 EUR (2024/05/20)
YTD Low   date	17.00 EUR (2024/01/02)
52 Weeks High   date	24.00 EUR (2024/05/20)
52 Weeks Low   date	16.30 EUR (2023/08/04)

## All listings for YOKOGAWA ELECTRIC CORP

Exchange	Date	Time	Price	Trading volume (mio.)	Number of trades
Tradegate	2024/07/26	22:02	22.80 EUR	0.00	1
Tokyo Stock Exchange	2024/07/26	08:00	3,726.00 JPY	27.35	1,926
Stuttgart	2024/07/26	08:15	22.20 EUR	0.00	3
Hanover	2024/07/26	08:01	22.40 EUR	0.00	3
Frankfurt	2024/07/26	08:24	22.20 EUR	0.00	2

	26					
FINRA other OTC Issues	2024/05/03	15:39	21.99 USD	0.03		10
Duesseldorf	2024/07/26	19:31	22.00 EUR	0.00		7

## Company profile

### Company Logo



### Company Profile

-

### Contact Details

YOKOGAWA ELEC

--

2-9-32, Nakacho, Musashino-shi - 180-8750  
Tokyo

Telefon: +81-422-52-5530

Fax: +81-422-55-6492

E-mail: -