

LUMINA GOLD CORP

ISIN: CA55026L3056 WKN: -

Overview

2024/07/26 19:48:27

Price
0.38 USDDifference  4.40% (0.02)

General attributes

ISIN	CA55026L3056
Symbol	LUM
Exchange	FINRA other OTC Issues
Currency	USD
Sector	Energy / Commodities
Security type	Stock
Market cap (m)	144 EUR
Benchmark	S&P/TSX 60 INDEX

Market data

Bid (Bid size)	-
Ask (Ask size)	-
Open	0.365 USD
High	0.38 USD
Low	0.364 USD
Close (prev. day)	0.364 USD
VWAP	0.372588 USD
Volume (pcs)	6,241
Trading volume	2,325.17
Number of trades	8
Last size	1,870

Futures and Options











Related Futures	-
Related Options	-

5y



Information about previous performance does not guarantee future performance.
Source: FactSet

Recent research

on sector	Date	Headline	Download
	2024/07/26	 Equity Weekly	
	2024/07/24	 Global Equity Ratings	
	2024/07/24	 Aktienempfehlungen Global	
	2024/07/15	 Aktienempfehlungen Global	
	2024/07/12	 Equity Weekly	

Details

2024/07/26 19:48:27

Price
0.38 USD

Difference ▲ 4.40% (0.02)

General attributes

ISIN	CA55026L3056
Symbol	LUM
Exchange	FINRA other OTC Issues
Currency	USD
Sector	Energy / Commodities
Security type	Stock
Market cap (m)	144 EUR
Benchmark	S&P/TSX 60 INDEX

Market data

Bid (Bid size)	-
Ask (Ask size)	-
Open	0.365 USD
High	0.38 USD
Low	0.364 USD
Close (prev. day)	0.364 USD
VWAP	0.372588 USD
Volume (pcs)	6,241
Trading volume	2,325.17
Number of trades	8
Last size	1,870

Performance and Risk

	6m	1y	3y
Perf (%)	+39.04%	+3.85%	-36.67%
Perf (abs.)	+0.11	+0.01	-0.22
Beta	0.32	0.54	0.59
Volatility	55.35	60.76	60.55

5y



Information about previous performance does not guarantee future performance.
Source: FactSet

Price data

Ø price 5 days Ø volume 5 days (pcs.)	0.38 USD (9,925)
Ø price 30 days Ø volume 30 days (pcs.)	0.40 USD (24,530)
Ø price 100 days Ø volume 100 days (pcs.)	0.41 USD (43,599)
Ø price 250 days Ø volume 250 days (pcs.)	0.35 USD (36,310)
YTD High date	0.46 USD (2024/04/01)
YTD Low date	0.26 USD (2024/01/23)
52 Weeks High date	0.46 USD (2024/04/01)
52 Weeks Low date	0.24 USD (2023/12/13)

All listings for LUMINA GOLD CORP

Exchange ⊕	Date	Time	Price	Trading volume (mio.)	Number of trades
Tradegate	2024/07/26	22:02	0.343 EUR	0.00	1
TSX Venture Exchange	2024/07/26	18:32	0.52 CAD	0.01	3
Stuttgart	2024/07/26	11:05	0.325 EUR	0.00	4
Munich	2024/07/26	08:02	0.333 EUR	0.00	1
Frankfurt	2024/07/26	08:10	0.332 EUR	0.00	2

	26					
FINRA other OTC Issues	2024/07/ 26	19:48	0.38 USD	0.00		8
Duesseldorf	2024/07/ 26	19:31	0.333 EUR	0.00		6
Berlin	2024/07/ 26	20:22	0.342 EUR	0.00		13

Company profile

Company Logo



Company Profile

-

Contact Details

LUMINA GOLD

--

Telefon: -

Fax: -

E-mail: -