

## MCH GROUP AG CHF1

ISIN: CH0039542854 WKN: 3954285

## Overview

2019/06/28 09:05:00

Price

18.2818 EUR

Difference ➔ 0.00% (0.00)

## General attributes

ISIN	CH0039542854
Symbol	MCHN
Exchange	Frankfurt
Currency	EUR
Sector	Other
Security type	Stock
Market cap (m)	179 EUR
Benchmark	SWISS MARKET INDEX

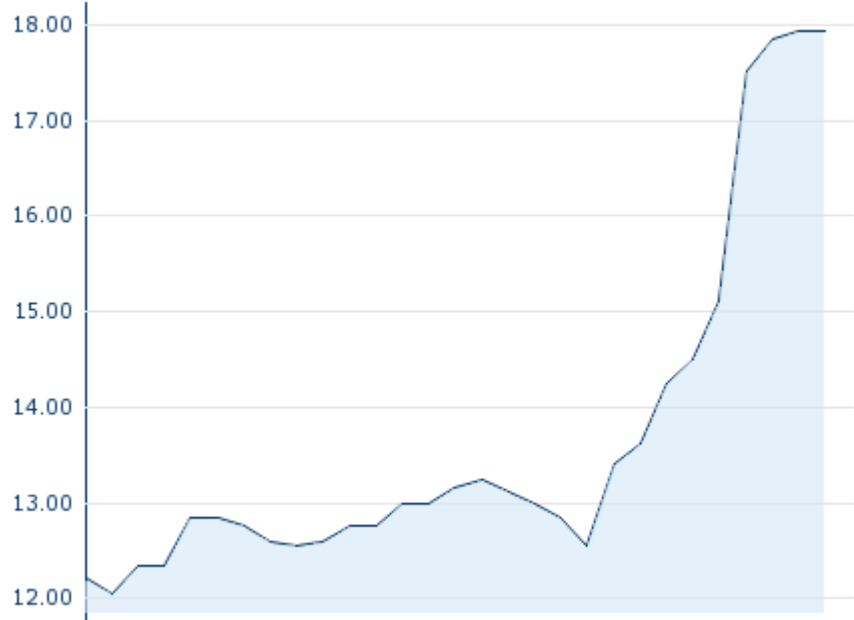
## Market data

Bid (Bid size)	-
Ask (Ask size)	-
Open	18.2818 EUR
High	18.2818 EUR
Low	18.2818 EUR
Close (prev. day)	18.2818 EUR
VWAP	13.10769 EUR
Volume (pcs)	0
Trading volume	0.00
Number of trades	1
Last size	0

## Futures and Options

Related Futures	-
Related Options	-

5y



Information about previous performance does not guarantee future performance.

Source: FactSet

## Recent research

on sector		on market	
Date		Headline	Download
2024/05/17		Equity Weekly	
2024/05/13		Aktienempfehlungen Österreich	
2024/05/10		Equity Weekly	
2024/04/29		Aktienempfehlungen Österreich	
2024/04/26		Equity Weekly	

## Details

2019/06/28 09:05:00

### Price

18.2818 EUR

**Difference** ➔ 0.00% (0.00)

### General attributes

ISIN	CH0039542854
Symbol	MCHN
Exchange	Frankfurt
Currency	EUR
Sector	Other
Security type	Stock
Market cap (m)	179 EUR
Benchmark	SWISS MARKET INDEX

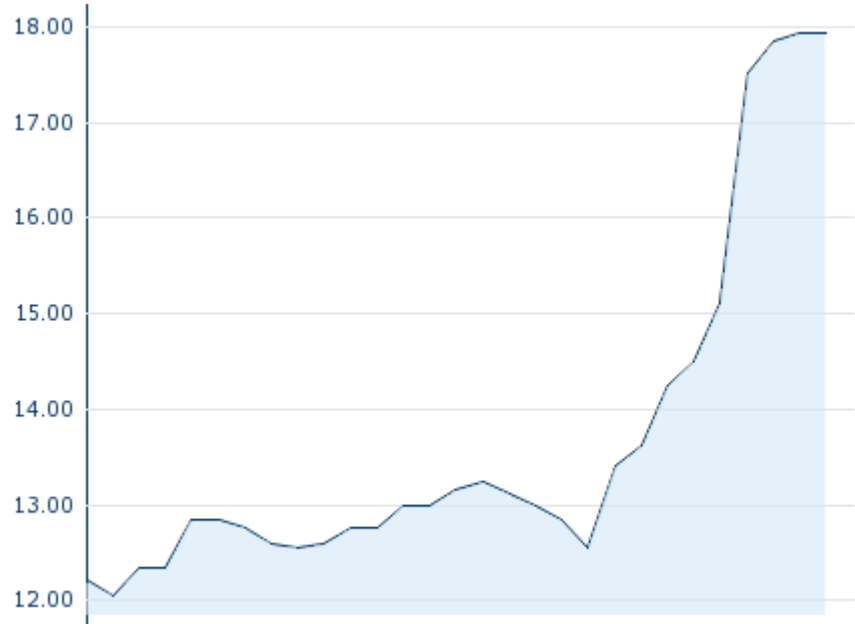
### Market data

Bid (Bid size)	-
Ask (Ask size)	-
Open	18.2818 EUR
High	18.2818 EUR
Low	18.2818 EUR
Close (prev. day)	18.2818 EUR
VWAP	13.10769 EUR
Volume (pcs)	0
Trading volume	0.00
Number of trades	1
Last size	0

### Performance and Risk

	6m	1y	3y
Perf (%)	+19.10%	-50.12%	-63.98%
Perf (abs.)	+3.40	-21.30	-37.65
Beta	0.20	0.12	0.48
Volatility	49.23	47.75	34.75

5y



Information about previous performance does not guarantee future performance.  
Source: FactSet

### Price data

Ø price 5 days   Ø volume 5 days (pcs.)	20.4100 EUR (0)
Ø price 30 days   Ø volume 30 days (pcs.)	16.1217 EUR (14)
Ø price 100 days   Ø volume 100 days (pcs.)	16.1450 EUR (19)
Ø price 250 days   Ø volume 250 days (pcs.)	22.2240 EUR (20)
YTD High   date	21.2000 EUR (2019/06/27)
YTD Low   date	13.5000 EUR (2019/03/29)
52 Weeks High   date	42.3000 EUR (2018/06/29)
52 Weeks Low   date	13.5000 EUR (2019/03/29)


### Arbitrage views

Exchange <span>⊕</span>	Date	Time	Price	Trading volume (mio.)	Number of trades
Stuttgart	2019/06/28	16:04	20.50 EUR	0.00	8
SIX Swiss Exchange	2024/05/17	17:30	5.70 CHF	0.02	13
London Stock Exchange	2023/11/16	09:09	4.742 CHF	0.01	1
Frankfurt	2019/06/28	09:05	18.2818 EUR	0.00	1
Berlin	2019/06/28	17:15	17.9368 EUR	0.00	12



## Company profile

### Company Logo



### Contact Details

MCH GROUP AG

--

Messeplatz 10 - 4005 Basel

Telefon: +41-58-200-20-20

Fax: +

E-mail: [info@mch-group.com](mailto:info@mch-group.com)

### Company Profile

-

#### Members of Management Board

Florian Faber Chairman of Managing Board

Michael Hüsler Member of Executive Committee

#### Board of directors

Dagmar Maria Kamber Borens Member of the administrative board

James Murdoch Member of the administrative board

Jeffrey Palker Member of the administrative board

Marco Gadola Member of the administrative board

Markus Breitenmoser Member of the administrative board

Raphael Wyniger Member of the administrative board

Andrea Zappia Chairman of the administrative board