


111 INC. SPONSORED ADR CLASS A

ISIN: **US68247Q1022** WKN: **68247Q102**

Overview

2024/04/30 13:09:24		
Price	0.975 EUR	
Difference		3.17% (0.03)

General attributes	
ISIN	US68247Q1022
Symbol	YI
Exchange	Stuttgart
Currency	EUR
Sector	Chemical / Pharmaceutical / Health
Security type	Stock
Market cap (m)	0
Benchmark	MSCI WORLD INDEX (STRD, UHD)



Market data	
Bid (Bid size)	- (0)
Ask (Ask size)	- (0)
Open	0.975 EUR
High	0.975 EUR
Low	0.975 EUR
Close (prev. day)	0.945 EUR
VWAP	-
Volume (pcs)	0
Trading volume	0.00
Number of trades	4
Last size	0

Futures and Options	
Related Futures	-
Related Options	-




Information about previous performance does not guarantee future performance.
Source: FactSet

Recent research

on sector			
Date		Headline	Download
2024/04/29		Aktienempfehlungen Österreich	
2024/04/26		Global Equity Ratings	
2024/04/26		Aktienempfehlungen Global	
2024/04/15		Aktienempfehlungen Österreich	
2024/04/03		Global Equity Ratings	

Details

2024/04/30 13:09:24		
Price	0.975 EUR	
Difference		3.17% (0.03)

General attributes	
ISIN	US68247Q1022
Symbol	YI
Exchange	Stuttgart
Currency	EUR
Sector	Chemical / Pharmaceutical / Health
Security type	Stock
Market cap (m)	0
Benchmark	MSCI WORLD INDEX (STRD, UHD)

Market data	
Bid (Bid size)	- (0)
Ask (Ask size)	- (0)
Open	0.975 EUR
High	0.975 EUR
Low	0.975 EUR
Close (prev. day)	0.945 EUR
VWAP	-
Volume (pcs)	0
Trading volume	0.00
Number of trades	4
Last size	0

Performance and Risk			
	6m	1y	3y
Perf (%)	-51.01%	-59.03%	-90.63%
Perf (abs.)	-1.02	-1.41	-9.43
Beta	0.65	0.67	1.56
Volatility	77.70	60.90	81.94



Information about previous performance does not guarantee future performance.
Source: FactSet

Price data	
Ø price 5 days Ø volume 5 days (pcs.)	0.950 EUR (0)
Ø price 30 days Ø volume 30 days (pcs.)	1.027 EUR (8)
Ø price 100 days Ø volume 100 days (pcs.)	1.248 EUR (12)
Ø price 250 days Ø volume 250 days (pcs.)	1.925 EUR (14)
YTD High date	1.630 EUR (2024/01/04)
YTD Low date	0.895 EUR (2024/04/18)
52 Weeks High date	2.960 EUR (2023/07/21)
52 Weeks Low date	0.895 EUR (2024/04/18)

All listings for 111 INC. SPONSORED ADR CLASS A						
Exchange 	Date	Time	Price	Trading volume (mio.)	Number of trades	
Tradegate	2024/04/30	22:02	0.965 EUR	0.00	1	
Stuttgart	2024/04/30	13:09	0.975 EUR	0.00	4	
Nasdaq	2024/04/30	22:30	1.04 USD	0.03	106	
Munich	2024/04/30	08:04	0.975 EUR	0.00	1	
Frankfurt	2024/04/30	08:16	0.98 EUR	0.00	2	
Duesseldorf	2024/04/30	19:31	0.95 EUR	0.00	7	
Berlin	2024/04/30	20:30	0.97 EUR	0.00	18	

Company profile

Company Logo



Company Profile

-

Contact Details

111 INC.

--

Telefon: -

Fax: -

E-mail: -