

DOWNER EDI LTD.

ISIN: **AU000000DOW2** WKN: **DOW**

Overview

2024/07/18 08:11:38

Price
3.02 EURDifference  0.00% (0.00)

General attributes

ISIN	AU000000DOW2
Symbol	DOW
Exchange	Munich
Currency	EUR
Sector	Construction
Security type	Stock
Market cap (m)	2,035 EUR
Benchmark	ASX ALL ORDINARIES INDEX

Market data

Bid (Bid size)	3.00 EUR (3,000)
Ask (Ask size)	3.08 EUR (3,000)
Open	3.02 EUR
High	3.02 EUR
Low	3.02 EUR
Close (prev. day)	3.02 EUR
VWAP	2.96 EUR
Volume (pcs)	0
Trading volume	0.00
Number of trades	1
Last size	0

Futures and Options











Related Futures	-
Related Options	-

5y



Information about previous performance does not guarantee future performance.
Source: FactSet

Recent research

on sector			
Date		Headline	Download
2024/07/15		Aktienempfehlungen Global	
2024/07/12		Global Equity Ratings	
2024/07/09		Aktienempfehlungen Österreich	
2024/07/05		Equity Weekly	
2024/06/24		Aktienempfehlungen Österreich	

Details

2024/07/18 08:11:38

Price

3.02 EUR

 Difference ↔ 0.00% (0.00)

General attributes

ISIN	AU000000DOW2
Symbol	DOW
Exchange	Munich
Currency	EUR
Sector	Construction
Security type	Stock
Market cap (m)	2,035 EUR
Benchmark	ASX ALL ORDINARIES INDEX

Market data

Bid (Bid size)	3.00 EUR (3,000)
Ask (Ask size)	3.08 EUR (3,000)
Open	3.02 EUR
High	3.02 EUR
Low	3.02 EUR
Close (prev. day)	3.02 EUR
VWAP	2.96 EUR
Volume (pcs)	0
Trading volume	0.00
Number of trades	1
Last size	0

Performance and Risk

	6m	1y	3y
Perf (%)	+17.97%	+9.42%	-11.70%
Perf (abs.)	+0.46	+0.26	-0.40
Beta	1.04	1.17	1.11
Volatility	19.34	18.55	25.17

5y



Information about previous performance does not guarantee future performance.

Source: FactSet

Price data

Ø price 5 days Ø volume 5 days (pcs.)	3.00 EUR (0)
Ø price 30 days Ø volume 30 days (pcs.)	2.93 EUR (0)
Ø price 100 days Ø volume 100 days (pcs.)	2.93 EUR (14)
Ø price 250 days Ø volume 250 days (pcs.)	2.69 EUR (6)
YTD High date	3.10 EUR (2024/02/20)
YTD Low date	2.48 EUR (2024/01/18)
52 Weeks High date	3.10 EUR (2024/02/20)
52 Weeks Low date	2.24 EUR (2023/10/26)

Arbitrage views

Exchange ⊕	Date	Time	Price	Trading volume (mio.)	Number of trades
Stuttgart	2024/07/18	08:08	2.98 EUR	0.00	1
Munich	2024/07/18	08:11	3.02 EUR	0.00	1
Hamburg	2024/07/18	08:00	2.98 EUR	0.00	1
Frankfurt	2024/07/18	08:12	2.94 EUR	0.00	1
FINRA other OTC Issues	2024/03/18	01:10	3.01 USD	0.00	2

	20					
Duesseldorf	2024/07/18	08:10	2.96	EUR	0.00	1
Australian Securities Exchange	2024/07/18	08:10	4.91	AUD	6.38	4,373

Company profile

Company Logo



Contact Details

DOWNER EDI LTD.

--

Level 3, 190 George Street - 2000 SYDNEY, NSW

Telefon: +61 (02) 9251 9899

Fax: +61 (02) 9251 1987

E-mail: info@downeredi.com.au

Company Profile

-

Members of Management Board

Grant Fenn Chairman of Managing Board

David Cattell Member of Executive Committee

Julie Wills Member of Executive Committee

Michael Ferguson Member of Executive Committee

Michael Sharp Member of Executive Committee

Peter Tompkins Member of Executive Committee

Robert Regan Member of Executive Committee

Sergio Cinerari Member of Executive Committee

Steve Killeen Member of Executive Committee

Steve Schofield Member of Executive Committee

Board of directors

Mark Menhinnitt Chairman of Supervisory Board

Adelle Maree Howse Member of Supervisory Board

Nicole Maree Hollows Member of Supervisory Board

Sheridan Broadbent Member of Supervisory Board

Steve MacDonald Member of Supervisory Board

Teresa Handicott Member of Supervisory Board