

## SONAE SGPS S.A.

ISIN: PTSON0AM0001 WKN: -

## Overview

2024/09/13 08:09:24

Price

0.958 EUR

Difference  -2.34% (-0.02)

## General attributes

ISIN	PTSON0AM0001
Symbol	SON
Exchange	Frankfurt
Currency	EUR
Sector	Commerce
Security type	Stock
Market cap (m)	1,940 EUR
Benchmark	PORTUGAL PSI

## Market data

Bid (Bid size)	-
Ask (Ask size)	-
Open	0.958 EUR
High	0.958 EUR
Low	0.958 EUR
Close (prev. day)	0.981 EUR
VWAP	0.97 EUR
Volume (pcs)	0
Trading volume	0.00
Number of trades	2
Last size	0

## Futures and Options

Related Futures	-
Related Options	-











5y



Information about previous performance does not guarantee future performance.

Source: FactSet

## Recent research

on sector		on market	
Date		Headline	Download
2024/09/11		Global Equity Ratings	
2024/09/11		Aktienempfehlungen Global	
2024/09/05		Global Equity Ratings	
2024/09/05		Aktienempfehlungen Global	
2024/08/12		Global Equity Ratings	

## Details

2024/09/13 08:09:24

## Price

0.958 EUR

Difference ▼ -2.34% (-0.02)

## General attributes

ISIN	PTSON0AM0001
Symbol	SON
Exchange	Frankfurt
Currency	EUR
Sector	Commerce
Security type	Stock
Market cap (m)	1,940 EUR
Benchmark	PORTUGAL PSI

## Market data

Bid (Bid size)	-
Ask (Ask size)	-
Open	0.958 EUR
High	0.958 EUR
Low	0.958 EUR
Close (prev. day)	0.981 EUR
VWAP	0.97 EUR
Volume (pcs)	0
Trading volume	0.00
Number of trades	2
Last size	0

## Performance and Risk

	6m	1y	3y
Perf (%)	+9.17%	+0.84%	+10.50%
Perf (abs.)	+0.08	+0.01	+0.09
Beta	-	-	-
Volatility	24.90	23.65	27.97

5y



Information about previous performance does not guarantee future performance.  
Source: FactSet

## Price data

Ø price 5 days   Ø volume 5 days (pcs.)	0.964 EUR (303)
Ø price 30 days   Ø volume 30 days (pcs.)	0.932 EUR (505)
Ø price 100 days   Ø volume 100 days (pcs.)	0.924 EUR (446)
Ø price 250 days   Ø volume 250 days (pcs.)	0.907 EUR (795)
YTD High   date	0.988 EUR (2024/05/10)
YTD Low   date	0.836 EUR (2024/03/06)
52 Weeks High   date	0.988 EUR (2024/05/10)
52 Weeks Low   date	0.836 EUR (2024/03/06)

## All listings for SONAE SGPS S.A.

Exchange	Date	Time	Price	Trading volume (mio.)	Number of trades
Tradegate	2024/09/13	22:02	0.971 EUR	0.00	1
Stuttgart	2024/09/13	15:28	0.938 EUR	0.00	10
London Stock Exchange European Trade Reporting	2024/09/13	17:30	0.972 EUR	0.00	2
Frankfurt	2024/09/13	08:09	0.958 EUR	0.00	2
FINRA other OTC Issues	-	-	-	0.00	-

Euronext Milan MTF Trading After Hours	-	-	-	0.00	-
Euronext Lisbon	2024/ 09/13	17:35	0.97 EUR	0.95	380
Duesseldorf	2024/ 09/13	19:31	0.94 EUR	0.00	7
Berlin	2024/ 09/13	08:07	0.959 EUR	0.00	3

## Company profile

### Company Logo



### Contact Details

SONAE SGPS SA

--

Lugar do Espido, Via Norte, Apartado 1011 -  
4470-909 Maia

Telefon: +351-220-104-000

Fax: +

E-mail: -

### Company Profile

-

#### Members of Management Board

Maria Claudia Teixeira de Azevedo Chairman of Managing Board

Joao Günther Amaral Member of Executive Committee

Joao Pedro Magalhaes da Silva Torres Dolores Member of Executive Committee

#### Board of directors

Duarte Paulo Teixeira de Azevedo Chairman of Supervisory Board

Carlos António Rocha Moreira da Silva Member of Supervisory Board

José Manuel Trindade Neves Adelino Member of Supervisory Board

Philippe Cyriel Elodie Haspeslagh Member of Supervisory Board

Eve Henrikson Member of Supervisory Board

Fuencisla Clemares Member of Supervisory Board

João Nonell Amaral Member of Supervisory Board

João Pedro Magalhães da Silva Torres Dolores Member of Supervisory Board

Marcelo Faria de Lima Member of Supervisory Board

Maria Teresa Ballester Fornos Member of Supervisory Board

Ângelo Gabriel Ribeiro dos Santos Paupério Member of Supervisory Board