

SONAE SGPS S.A.

ISIN: PTSON0AM0001 WKN: -

Overview

2024/05/22 08:08:15

Price

0.919 EUR

Difference  -0.22% (-0.00)

General attributes

ISIN	PTSON0AM0001
Symbol	SON
Exchange	Frankfurt
Currency	EUR
Sector	Commerce
Security type	Stock
Market cap (m)	1,880 EUR
Benchmark	PORTUGAL PSI

Market data

Bid (Bid size)	0.935 EUR (2,784)
Ask (Ask size)	0.962 EUR (2,703)
Open	0.919 EUR
High	0.919 EUR
Low	0.919 EUR
Close (prev. day)	0.921 EUR
VWAP	0.915 EUR
Volume (pcs)	0
Trading volume	0.00
Number of trades	1
Last size	0

Futures and Options











Related Futures	-
Related Options	-

5y



Information about previous performance does not guarantee future performance.
Source: FactSet

Recent research

on sector		on market	
Date		Headline	Download
2024/04/26		Global Equity Ratings	
2024/04/26		Aktienempfehlungen Global	
2024/04/03		Global Equity Ratings	
2024/04/03		Aktienempfehlungen Global	
2024/03/13		Global Equity Ratings	

Details

2024/05/22 08:08:15

Price

0.919 EUR

Difference ▼ -0.22% (-0.00)

General attributes

ISIN	PTSON0AM0001
Symbol	SON
Exchange	Frankfurt
Currency	EUR
Sector	Commerce
Security type	Stock
Market cap (m)	1,880 EUR
Benchmark	PORTUGAL PSI

Market data

Bid (Bid size)	0.935 EUR (2,784)
Ask (Ask size)	0.962 EUR (2,703)
Open	0.919 EUR
High	0.919 EUR
Low	0.919 EUR
Close (prev. day)	0.921 EUR
VWAP	0.915 EUR
Volume (pcs)	0
Trading volume	0.00
Number of trades	1
Last size	0

Performance and Risk

	6m	1y	3y
Perf (%)	+0.77%	-1.55%	+13.63%
Perf (abs.)	+0.01	-0.01	+0.11
Beta	0.48	0.66	0.90
Volatility	26.40	24.58	29.33

5y



Information about previous performance does not guarantee future performance.
Source: FactSet

Price data

Ø price 5 days Ø volume 5 days (pcs.)	0.925 EUR (600)
Ø price 30 days Ø volume 30 days (pcs.)	0.922 EUR (1,796)
Ø price 100 days Ø volume 100 days (pcs.)	0.892 EUR (1,545)
Ø price 250 days Ø volume 250 days (pcs.)	0.912 EUR (717)
YTD High date	0.988 EUR (2024/05/10)
YTD Low date	0.836 EUR (2024/03/06)
52 Weeks High date	1.018 EUR (2023/07/24)
52 Weeks Low date	0.836 EUR (2024/03/06)

All listings for SONAE SGPS S.A.

Exchange	Date	Time	Price	Trading volume (mio.)	Number of trades
Tradegate	2024/05/21	22:27	0.928 EUR	0.00	2
Stuttgart	2024/05/22	08:21	0.881 EUR	0.00	1
London Stock Exchange European Trade Reporting	2024/05/22	17:30	0.9385 EUR	0.00	2
Frankfurt	2024/05/22	08:08	0.919 EUR	0.00	1
Euronext Milan MTF Trading	-	-	-	0.00	-

After Hours						
Euronext Lisbon	2024/ 05/22	17:35	0.94 EUR	4.23	750	
Duesseldorf	2024/ 05/22	19:31	0.928 EUR	0.00	5	
Berlin	2024/ 05/22	08:05	0.92 EUR	0.00	1	

Company profile

Company Logo



Contact Details

SONAE SGPS SA

--

Lugar do Espido, Via Norte, Apartado 1011 -
4470-909 Maia

Telefon: +351-220-104-000

Fax: +

E-mail: -

Company Profile

-

Members of Management Board

Maria Claudia Teixeira de Azevedo Chairman of Managing Board

Joao Günther Amaral Member of Executive Committee

Joao Pedro Magalhaes da Silva Torres Dolores Member of Executive Committee

Board of directors

Duarte Paulo Teixeira de Azevedo Chairman of Supervisory Board

Carlos António Rocha Moreira da Silva Member of Supervisory Board

José Manuel Trindade Neves Adelino Member of Supervisory Board

Philippe Cyriel Elodie Haspeslagh Member of Supervisory Board

Eve Henrikson Member of Supervisory Board

Fuencisla Clemares Member of Supervisory Board

João Nonell Amaral Member of Supervisory Board

João Pedro Magalhães da Silva Torres Dolores Member of Supervisory Board

Marcelo Faria de Lima Member of Supervisory Board

Maria Teresa Ballester Fornos Member of Supervisory Board

Ângelo Gabriel Ribeirinho dos Santos Paupério Member of Supervisory Board