

SONAE SGPS S.A.

ISIN: **PTSON0AM0001** WKN: -

Overview

2024/05/08 08:04:57

Price

0.945 EUR

Difference  1.29% (0.01)

General attributes

ISIN	PTSON0AM0001
Symbol	SON
Exchange	Frankfurt
Currency	EUR
Sector	Commerce
Security type	Stock
Market cap (m)	1,938 EUR
Benchmark	PORTUGAL PSI

Market data

Bid (Bid size)	0.958 EUR (2,717)
Ask (Ask size)	0.974 EUR (2,670)
Open	0.945 EUR
High	0.945 EUR
Low	0.945 EUR
Close (prev. day)	0.933 EUR
VWAP	0.913 EUR
Volume (pcs)	0
Trading volume	0.00
Number of trades	1
Last size	0

Futures and Options











Related Futures	-
Related Options	-

5y



Information about previous performance does not guarantee future performance.
Source: FactSet

Recent research

on sector		on market	
Date		Headline	Download
2024/04/26		Global Equity Ratings	
2024/04/26		Aktienempfehlungen Global	
2024/04/03		Global Equity Ratings	
2024/04/03		Aktienempfehlungen Global	
2024/03/13		Global Equity Ratings	

Details

2024/05/08 08:04:57

Price

0.945 EUR

Difference ▲ 1.29% (0.01)

General attributes

ISIN	PTSON0AM0001
Symbol	SON
Exchange	Frankfurt
Currency	EUR
Sector	Commerce
Security type	Stock
Market cap (m)	1,938 EUR
Benchmark	PORTUGAL PSI

Market data

Bid (Bid size)	0.958 EUR (2,717)
Ask (Ask size)	0.974 EUR (2,670)
Open	0.945 EUR
High	0.945 EUR
Low	0.945 EUR
Close (prev. day)	0.933 EUR
VWAP	0.913 EUR
Volume (pcs)	0
Trading volume	0.00
Number of trades	1
Last size	0

Performance and Risk

	6m	1y	3y
Perf (%)	+0.00%	-7.07%	+15.33%
Perf (abs.)	+0.00	-0.07	+0.12
Beta	0.58	0.70	0.91
Volatility	25.18	24.29	29.62

5y



Information about previous performance does not guarantee future performance.
Source: FactSet

Price data

Ø price 5 days Ø volume 5 days (pcs.)	0.931 EUR (172)
Ø price 30 days Ø volume 30 days (pcs.)	0.901 EUR (2,282)
Ø price 100 days Ø volume 100 days (pcs.)	0.888 EUR (1,497)
Ø price 250 days Ø volume 250 days (pcs.)	0.912 EUR (762)
YTD High date	0.940 EUR (2024/04/26)
YTD Low date	0.836 EUR (2024/03/06)
52 Weeks High date	1.024 EUR (2023/05/09)
52 Weeks Low date	0.836 EUR (2024/03/06)

Arbitrage views

Exchange ⊕	Date	Time	Price	Trading volume (mio.)	Number of trades
Tradegate	2024/05/07	22:27	0.955 EUR	0.00	1
Stuttgart	2024/05/08	16:32	0.929 EUR	0.00	9
London Stock Exchange European Trade Reporting	2024/05/08	17:30	0.9575 EUR	0.00	2
Frankfurt	2024/05/08	08:04	0.945 EUR	0.00	1
Euronext Milan MTF Trading	-	-	-	0.00	-

After Hours						
Euronext Lisbon	2024/ 05/08	17:35	0.969 EUR	4.44		792
Duesseldorf	2024/ 05/08	19:31	0.941 EUR	0.00		5
Berlin	2024/ 05/08	08:06	0.945 EUR	0.00		1

Company profile

Company Logo



Contact Details

SONAE SGPS SA

--

Lugar do Espido, Via Norte, Apartado 1011 -
4470-909 Maia

Telefon: +351-220-104-000

Fax: +

E-mail: -

Company Profile

-

Members of Management Board

Maria Claudia Teixeira de Azevedo Chairman of Managing Board

Joao Günther Amaral Member of Executive Committee

Joao Pedro Magalhaes da Silva Torres Dolores Member of Executive Committee

Board of directors

Duarte Paulo Teixeira de Azevedo Chairman of Supervisory Board

Carlos António Rocha Moreira da Silva Member of Supervisory Board

José Manuel Trindade Neves Adelino Member of Supervisory Board

Philippe Cyriel Elodie Haspeslagh Member of Supervisory Board

Eve Henrikson Member of Supervisory Board

Fuencisla Clemares Member of Supervisory Board

João Nonell Amaral Member of Supervisory Board

João Pedro Magalhães da Silva Torres Dolores Member of Supervisory Board

Marcelo Faria de Lima Member of Supervisory Board

Maria Teresa Ballester Fornos Member of Supervisory Board

Ângelo Gabriel Ribeirinho dos Santos Paupério Member of Supervisory Board