

## SONAE SGPS S.A.

ISIN: PTSON0AM0001 WKN: -

## Overview

2024/05/02 08:10:09

Price  
0.93 EURDifference  -1.06% (-0.01)

## General attributes

ISIN	PTSON0AM0001
Symbol	SON
Exchange	Berlin
Currency	EUR
Sector	Commerce
Security type	Stock
Market cap (m)	1,890 EUR
Benchmark	PORTUGAL PSI

## Market data

Bid (Bid size)	0.935 EUR (2,781)
Ask (Ask size)	0.951 EUR (2,734)
Open	0.93 EUR
High	0.93 EUR
Low	0.93 EUR
Close (prev. day)	0.94 EUR
VWAP	-
Volume (pcs)	0
Trading volume	0.00
Number of trades	1
Last size	0

## Futures and Options











Related Futures	-
Related Options	-

5y



Information about previous performance does not guarantee future performance.  
Source: FactSet

## Recent research

on sector		on market	
Date		Headline	Download
2024/04/26		Global Equity Ratings	
2024/04/26		Aktienempfehlungen Global	
2024/04/03		Global Equity Ratings	
2024/04/03		Aktienempfehlungen Global	
2024/03/13		Global Equity Ratings	

## Details

2024/05/02 08:10:09

## Price

0.93 EUR

Difference  -1.06% (-0.01)

## General attributes

ISIN	PTSON0AM0001
Symbol	SON
Exchange	Berlin
Currency	EUR
Sector	Commerce
Security type	Stock
Market cap (m)	1,890 EUR
Benchmark	PORTUGAL PSI

## Market data

Bid (Bid size)	0.935 EUR (2,781)
Ask (Ask size)	0.951 EUR (2,734)
Open	0.93 EUR
High	0.93 EUR
Low	0.93 EUR
Close (prev. day)	0.94 EUR
VWAP	-
Volume (pcs)	0
Trading volume	0.00
Number of trades	1
Last size	0

## Performance and Risk

	6m	1y	3y
Perf (%)	+3.58%	-7.48%	+22.24%
Perf (abs.)	+0.03	-0.08	+0.17
Beta	0.61	0.69	0.91
Volatility	16.88	18.63	23.76

5y



Information about previous performance does not guarantee future performance.  
Source: FactSet

## Price data

Ø price 5 days   Ø volume 5 days (pcs.)	0.92 EUR (0)
Ø price 30 days   Ø volume 30 days (pcs.)	0.88 EUR (0)
Ø price 100 days   Ø volume 100 days (pcs.)	0.88 EUR (0)
Ø price 250 days   Ø volume 250 days (pcs.)	0.91 EUR (33)
YTD High   date	0.94 EUR (2024/04/30)
YTD Low   date	0.84 EUR (2024/03/06)
52 Weeks High   date	1.02 EUR (2023/05/09)
52 Weeks Low   date	0.84 EUR (2024/03/06)

## All listings for SONAE SGPS S.A.

Exchange 	Date	Time	Price	Trading volume (mio.)	Number of trades
Tradegate	2024/04/30	22:02	0.936 EUR	0.00	1
Stuttgart	2024/05/02	16:27	0.91 EUR	0.00	8
London Stock Exchange European Trade Reporting	2024/05/02	17:30	0.941 EUR	0.00	2
Frankfurt	2024/05/02	08:18	0.93 EUR	0.00	1
Euronext Milan MTF Trading	-	-	-	0.00	-

After Hours						
Euronext Lisbon	2024/ 05/02	17:35	0.945 EUR	2.02		560
Duesseldorf	2024/ 05/02	16:31	0.938 EUR	0.00		4
Berlin	2024/ 05/02	08:10	0.93 EUR	0.00		1

# Company profile

## Company Logo



### Contact Details

SONAE SGPS SA

--

Lugar do Espido, Via Norte, Apartado 1011 -  
4470-909 Maia

Telefon: +351-220-104-000

Fax: +

E-mail: -

## Company Profile

-

### Members of Management Board

Maria Claudia Teixeira de Azevedo Chairman of Managing Board

Joao Günther Amaral Member of Executive Committee

Joao Pedro Magalhaes da Silva Torres Dolores Member of Executive Committee

### Board of directors

Duarte Paulo Teixeira de Azevedo Chairman of Supervisory Board

Carlos António Rocha Moreira da Silva Member of Supervisory Board

José Manuel Trindade Neves Adelino Member of Supervisory Board

Philippe Cyriel Elodie Haspeslagh Member of Supervisory Board

Eve Henrikson Member of Supervisory Board

Fuencisla Clemares Member of Supervisory Board

João Nonell Amaral Member of Supervisory Board

João Pedro Magalhães da Silva Torres Dolores Member of Supervisory Board

Marcelo Faria de Lima Member of Supervisory Board

Maria Teresa Ballester Fornos Member of Supervisory Board

Ângelo Gabriel Ribeirinho dos Santos Paupério Member of Supervisory Board