

## SONAE SGPS S.A.

ISIN: PTSON0AM0001 WKN: -

## Overview

2024/09/13 15:28:11

Price

0.938 EUR

Difference  0.11% (0.00)

## General attributes

ISIN	PTSON0AM0001
Symbol	SON
Exchange	Stuttgart
Currency	EUR
Sector	Commerce
Security type	Stock
Market cap (m)	1,940 EUR
Benchmark	PORTUGAL PSI

## Market data

Bid (Bid size)	- (0)
Ask (Ask size)	- (0)
Open	0.915 EUR
High	0.938 EUR
Low	0.915 EUR
Close (prev. day)	0.937 EUR
VWAP	-
Volume (pcs)	0
Trading volume	0.00
Number of trades	10
Last size	0

## Futures and Options











Related Futures	-
Related Options	-

5y



Information about previous performance does not guarantee future performance.  
Source: FactSet

## Recent research

on sector		on market	
Date		Headline	Download
2024/09/11		Global Equity Ratings	
2024/09/11		Aktienempfehlungen Global	
2024/09/05		Global Equity Ratings	
2024/09/05		Aktienempfehlungen Global	
2024/08/12		Global Equity Ratings	

## Details

2024/09/13 15:28:11

## Price

0.938 EUR

Difference ▲ 0.11% (0.00)

## General attributes

ISIN	PTSON0AM0001
Symbol	SON
Exchange	Stuttgart
Currency	EUR
Sector	Commerce
Security type	Stock
Market cap (m)	1,940 EUR
Benchmark	PORTUGAL PSI

## Market data

Bid (Bid size)	- (0)
Ask (Ask size)	- (0)
Open	0.915 EUR
High	0.938 EUR
Low	0.915 EUR
Close (prev. day)	0.937 EUR
VWAP	-
Volume (pcs)	0
Trading volume	0.00
Number of trades	10
Last size	0

## Performance and Risk

	6m	1y	3y
Perf (%)	+8.31%	+0.32%	+9.26%
Perf (abs.)	+0.07	+0.00	+0.08
Beta	-	-	-
Volatility	28.24	23.87	23.57

5y



Information about previous performance does not guarantee future performance.  
Source: FactSet

## Price data

Ø price 5 days   Ø volume 5 days (pcs.)	0.934 EUR (0)
Ø price 30 days   Ø volume 30 days (pcs.)	0.903 EUR (0)
Ø price 100 days   Ø volume 100 days (pcs.)	0.896 EUR (110)
Ø price 250 days   Ø volume 250 days (pcs.)	0.884 EUR (47)
YTD High   date	0.992 EUR (2024/05/29)
YTD Low   date	0.814 EUR (2024/03/05)
52 Weeks High   date	0.992 EUR (2024/05/29)
52 Weeks Low   date	0.814 EUR (2024/03/05)

## All listings for SONAE SGPS S.A.

Exchange <span>⊕</span>	Date	Time	Price	Trading volume (mio.)	Number of trades
Tradegate	2024/09/13	22:02	0.971 EUR	0.00	1
Stuttgart	2024/09/13	15:28	0.938 EUR	0.00	10
London Stock Exchange European Trade Reporting	2024/09/13	17:30	0.972 EUR	0.00	2
Frankfurt	2024/09/13	08:09	0.958 EUR	0.00	2
FINRA other OTC Issues	-	-	-	0.00	-

Euronext Milan MTF Trading After Hours	-	-	-	0.00	-
Euronext Lisbon	2024/ 09/13	17:35	0.97 EUR	0.95	380
Duesseldorf	2024/ 09/13	19:31	0.94 EUR	0.00	7
Berlin	2024/ 09/13	08:07	0.959 EUR	0.00	3

## Company profile

### Company Logo



### Contact Details

SONAE SGPS SA

--

Lugar do Espido, Via Norte, Apartado 1011 -  
4470-909 Maia

Telefon: +351-220-104-000

Fax: +

E-mail: -

### Company Profile

-

#### Members of Management Board

Maria Claudia Teixeira de Azevedo	Chairman of Managing Board
Joao Günther Amaral	Member of Executive Committee
Joao Pedro Magalhaes da Silva Torres Dolores	Member of Executive Committee

#### Board of directors

Duarte Paulo Teixeira de Azevedo	Chairman of Supervisory Board
Carlos António Rocha Moreira da Silva	Member of Supervisory Board
José Manuel Trindade Neves Adelino	Member of Supervisory Board
Philippe Cyriel Elodie Haspeslagh	Member of Supervisory Board
Eve Henrikson	Member of Supervisory Board
Fuencisla Clemares	Member of Supervisory Board
João Nonell Amaral	Member of Supervisory Board
João Pedro Magalhães da Silva Torres Dolores	Member of Supervisory Board
Marcelo Faria de Lima	Member of Supervisory Board
María Teresa Ballester Fornos	Member of Supervisory Board
Ângelo Gabriel Ribeirinho dos Santos Paupério	Member of Supervisory Board