

## SONAE SGPS S.A.

ISIN: **PTSON0AM0001** WKN: -

## Overview

2024/05/03 16:26:42

Price  
0.91 EURDifference  0.00% (0.00)

## General attributes

|                |              |
|----------------|--------------|
| ISIN           | PTSON0AM0001 |
| Symbol         | SON          |
| Exchange       | Stuttgart    |
| Currency       | EUR          |
| Sector         | Commerce     |
| Security type  | Stock        |
| Market cap (m) | 1,894 EUR    |
| Benchmark      | PORTUGAL PSI |

## Market data

|                   |           |
|-------------------|-----------|
| Bid (Bid size)    | - (0)     |
| Ask (Ask size)    | - (0)     |
| Open              | 0.895 EUR |
| High              | 0.912 EUR |
| Low               | 0.895 EUR |
| Close (prev. day) | 0.91 EUR  |
| VWAP              | -         |
| Volume (pcs)      | 0         |
| Trading volume    | 0.00      |
| Number of trades  | 10        |
| Last size         | 0         |

## Futures and Options








|                 |   |
|-----------------|---|
| Related Futures | - |
| Related Options | - |

5y



Information about previous performance does not guarantee future performance.  
Source: FactSet

## Recent research

| on sector  |   | on market                 |   |
|------------|---|---------------------------|---|
| Date       |   | Headline                  | Download  |
| 2024/04/26 |  | Global Equity Ratings     |  |
| 2024/04/26 |  | Aktienempfehlungen Global |  |
| 2024/04/03 |  | Global Equity Ratings     |  |
| 2024/04/03 |  | Aktienempfehlungen Global |  |
| 2024/03/13 |  | Global Equity Ratings     |  |

## Details

2024/05/03 16:26:42

## Price

0.91 EUR

Difference ➔ 0.00% (0.00)

## General attributes

|                |              |
|----------------|--------------|
| ISIN           | PTSON0AM0001 |
| Symbol         | SON          |
| Exchange       | Stuttgart    |
| Currency       | EUR          |
| Sector         | Commerce     |
| Security type  | Stock        |
| Market cap (m) | 1,894 EUR    |
| Benchmark      | PORTUGAL PSI |

## Market data

|                   |           |
|-------------------|-----------|
| Bid (Bid size)    | - (0)     |
| Ask (Ask size)    | - (0)     |
| Open              | 0.895 EUR |
| High              | 0.912 EUR |
| Low               | 0.895 EUR |
| Close (prev. day) | 0.91 EUR  |
| VWAP              | -         |
| Volume (pcs)      | 0         |
| Trading volume    | 0.00      |
| Number of trades  | 10        |
| Last size         | 0         |

## Performance and Risk

|             | 6m     | 1y     | 3y      |
|-------------|--------|--------|---------|
| Perf (%)    | -1.46% | -8.86% | +19.27% |
| Perf (abs.) | -0.01  | -0.09  | +0.15   |
| Beta        | 0.60   | 0.69   | 0.91    |
| Volatility  | 23.01  | 20.79  | 25.14   |

5y



Information about previous performance does not guarantee future performance.  
Source: FactSet

## Price data

|   |                       |
|---|-----------------------|
| Ø price 5 days   Ø volume 5 days (pcs.)     | 0.91 EUR (0)          |
| Ø price 30 days   Ø volume 30 days (pcs.)   | 0.87 EUR (7)          |
| Ø price 100 days   Ø volume 100 days (pcs.) | 0.86 EUR (7)          |
| Ø price 250 days   Ø volume 250 days (pcs.) | 0.89 EUR (13)         |
| YTD High   date                             | 0.93 EUR (2024/04/08) |
| YTD Low   date                              | 0.81 EUR (2024/03/05) |
| 52 Weeks High   date                        | 1.01 EUR (2023/05/09) |
| 52 Weeks Low   date                         | 0.81 EUR (2024/03/05) |

## Arbitrage views

| Exchange <span style="color: green;">⊕</span>     | Date       | Time  | Price     | Trading volume (mio.) | Number of trades |
|---|------------|-------|-----------|-----------------------|------------------|
| Tradegate   | 2024/05/03 | 22:02 | 0.949 EUR | 0.00                  | 1                |
| Stuttgart   | 2024/05/03 | 16:26 | 0.91 EUR  | 0.00                  | 10               |
| London Stock Exchange<br>European Trade Reporting | 2024/05/03 | 17:30 | 0.947 EUR | 0.00                  | 2                |
| Frankfurt   | 2024/05/03 | 15:24 | 0.913 EUR | 0.00                  | 1                |
| Euronext Milan MTF Trading                        | -          | -     | -         | 0.00                  | -                |

| After Hours     |                |       |       |     |      |     |
|-----------------|----------------|-------|-------|-----|------|-----|
| Euronext Lisbon | 2024/<br>05/03 | 17:35 | 0.947 | EUR | 2.34 | 592 |
| Duesseldorf     | 2024/<br>05/03 | 19:31 | 0.922 | EUR | 0.00 | 7   |
| Berlin          | 2024/<br>05/03 | 08:04 | 0.937 | EUR | 0.00 | 2   |

## Company profile

### Company Logo



### Contact Details

SONAE SGPS SA

--

Lugar do Espido, Via Norte, Apartado 1011 -  
4470-909 Maia

Telefon: +351-220-104-000

Fax: +

E-mail: -

### Company Profile

-

#### Members of Management Board

Maria Claudia Teixeira de Azevedo Chairman of Managing Board

Joao Günther Amaral Member of Executive Committee

Joao Pedro Magalhaes da Silva Torres Dolores Member of Executive Committee

#### Board of directors

Duarte Paulo Teixeira de Azevedo Chairman of Supervisory Board

Carlos António Rocha Moreira da Silva Member of Supervisory Board

José Manuel Trindade Neves Adelino Member of Supervisory Board

Philippe Cyriel Elodie Haspeslagh Member of Supervisory Board

Eve Henrikson Member of Supervisory Board

Fuencisla Clemares Member of Supervisory Board

João Nonell Amaral Member of Supervisory Board

João Pedro Magalhães da Silva Torres Dolores Member of Supervisory Board

Marcelo Faria de Lima Member of Supervisory Board

Maria Teresa Ballester Fornos Member of Supervisory Board

Ângelo Gabriel Ribeirinho dos Santos Paupério Member of Supervisory Board