

TENCENT HOLDINGS LTD

ISIN: **KYG875721634** WKN: -

Overview

2024/07/17 17:32:30

Price

43.38 EUR

Difference  -2.53% (-1.13)

General attributes

ISIN KYG875721634

Symbol 700

Exchange Vienna Stock Exchange

Currency EUR

Sector IT-Technology

Security type Stock

Market cap (m) 404,652 EUR

Benchmark MSCI WORLD INDEX (STRD, UHD)

Market data

Bid (Bid size) -

Ask (Ask size) -

Open 43.75 EUR

High 43.75 EUR

Low 43.38 EUR

Close (prev. day) 44.505 EUR

VWAP 44.37 EUR

Volume (pcs) 0

Trading volume 0.00

Number of trades 5

Last size 0

Futures and Options

Related Futures -

Related Options -

5y













Information about previous performance does not guarantee future performance.

Source: FactSet

Recent research

on instrument

on sector

Date	Headline	Download
2024/07/15	 Aktienempfehlungen Global	
2024/07/12	 Global Equity Ratings	
2024/06/21	 Global Equity Ratings	
2024/06/21	 Aktienempfehlungen Global	
2024/06/14	 Global Equity Ratings	

Details

2024/07/17 17:32:30

Price

43.38 EUR

Difference 📉 -2.53% (-1.13)

General attributes

ISIN	KYG875721634
Symbol	700
Exchange	Vienna Stock Exchange
Currency	EUR
Sector	IT-Technology
Security type	Stock
Market cap (m)	404,652 EUR
Benchmark	MSCI WORLD INDEX (STRD, UHD)

Market data

Bid (Bid size)	-
Ask (Ask size)	-
Open	43.75 EUR
High	43.75 EUR
Low	43.38 EUR
Close (prev. day)	44.505 EUR
VWAP	44.37 EUR
Volume (pcs)	0
Trading volume	0.00
Number of trades	5
Last size	0

Performance and Risk

	6m	1y	3y
Perf (%)	+34.80%	+9.66%	-28.72%
Perf (abs.)	+11.20	+3.82	-17.48
Beta	0.95	0.61	0.60
Volatility	29.39	30.98	43.43

5y



Information about previous performance does not guarantee future performance.
Source: FactSet

Price data

Ø price 5 days Ø volume 5 days (pcs.)	45.06 EUR (20)
Ø price 30 days Ø volume 30 days (pcs.)	44.94 EUR (17)
Ø price 100 days Ø volume 100 days (pcs.)	40.67 EUR (32)
Ø price 250 days Ø volume 250 days (pcs.)	38.08 EUR (18)
YTD High date	47.56 EUR (2024/05/14)
YTD Low date	30.64 EUR (2024/01/22)
52 Weeks High date	47.56 EUR (2024/05/14)
52 Weeks Low date	30.64 EUR (2024/01/22)

All listings for TENCENT HOLDINGS LTD

Exchange	Date	Time	Price	Trading volume (mio.)	Number of trades
Vienna Stock Exchange	2024/07/17	17:32	43.38 EUR	0.00	5
Tradegate	2024/07/17	22:26	43.25 EUR	1.17	143
Stuttgart	2024/07/17	14:52	43.335 EUR	0.25	7
Munich	2024/07/17	15:40	43.27 EUR	0.01	3
Hong Kong Stock	2024/07/17	07:03	370.40 HKD	-	-

Exchange	18					
Hanover	2024/07/17	08:09	43.73	EUR	0.00	3
Hamburg	2024/07/17	08:06	43.73	EUR	0.00	3
Frankfurt	2024/07/17	20:18	43.085	EUR	0.18	29
FINRA other OTC Issues	2024/07/17	20:40	45.20	USD	0.10	61
Duesseldorf	2024/07/17	19:30	42.875	EUR	0.00	7
Berlin	2024/07/17	08:19	43.62	EUR	0.00	3

Company profile

Company Logo



Contact Details

TENCENT HOLDINGS LTD.

--

Tencent Binhai Towers, No. 33 Haitian 2nd Road - 518054 Shenzhen

Telefon: +86-755-8601-3388

Fax: +

E-mail: -

Company Profile

-

Members of Management Board

Huateng Ma	Chairman of Managing Board
Chenye Xu	Member of Executive Committee
Chi Ping Martin Lau	Member of Executive Committee
Dan Xi	Member of Executive Committee
Davis Lin	Member of Executive Committee
James Gordon Mitchell	Member of Executive Committee
John Shek Hon Lo	Member of Executive Committee
Kaitian Guo	Member of Executive Committee
Kwok Yeung	Member of Executive Committee
Shan Lu	Member of Executive Committee
Tao Sang Tong	Member of Executive Committee
Xiaolong Zhang	Member of Executive Committee
Xiaoyi Ma	Member of Executive Committee
Yushin Ren	Member of Executive Committee

Board of directors

Xiu Lan Zhang	Member of Supervisory Board
Charles Searle	Member of Supervisory Board
Dong Sheng Li	Member of Supervisory Board
Ian Stone	Member of Supervisory Board
Jacobus Petrus Bekker	Member of Supervisory Board
Siu Shun Yang	Member of Supervisory Board
Yang Ke	Member of Supervisory Board