

CAPMAN OYJ CLASS B

ISIN: **FI0009009377** WKN: **CAPMAN**

Overview

2024/10/18 08:05:59

Price
1.874 EURDifference  0.00% (0.00)

General attributes

ISIN	FI0009009377
Symbol	CAPMAN
Exchange	Munich
Currency	EUR
Sector	Financial
Security type	Stock
Market cap (m)	334 EUR
Benchmark	OMX HELSINKI 25

Market data

Bid (Bid size)	-
Ask (Ask size)	-
Open	1.874 EUR
High	1.874 EUR
Low	1.874 EUR
Close (prev. day)	1.874 EUR
VWAP	1.758 EUR
Volume (pcs)	0
Trading volume	0.00
Number of trades	1
Last size	0

Futures and Options





Related Futures	-
Related Options	-

5y



Information about previous performance does not guarantee future performance.
Source: FactSet

Recent research

on sector		on market	
Date		Headline	Download
2024/10/14		Aktienempfehlungen Österreich	
2024/09/27		Global Equity Ratings	
2024/09/27		Aktienempfehlungen Global	
2024/09/23		Aktienempfehlungen Österreich	
2024/09/11		Global Equity Ratings	

Details

2024/10/18 08:05:59

Price

1.874 EUR

Difference ↔ 0.00% (0.00)

General attributes

ISIN	F10009009377
Symbol	CAPMAN
Exchange	Munich
Currency	EUR
Sector	Financial
Security type	Stock
Market cap (m)	334 EUR
Benchmark	OMX HELSINKI 25

Market data

Bid (Bid size)	-
Ask (Ask size)	-
Open	1.874 EUR
High	1.874 EUR
Low	1.874 EUR
Close (prev. day)	1.874 EUR
VWAP	1.758 EUR
Volume (pcs)	0
Trading volume	0.00
Number of trades	1
Last size	0

Performance and Risk

	6m	1y	3y
Perf (%)	-4.87%	-21.09%	-32.10%
Perf (abs.)	-0.10	-0.50	-0.89
Beta	0.65	0.94	0.87
Volatility	11.87	20.65	19.08

5y



Information about previous performance does not guarantee future performance.
Source: FactSet

Price data

Ø price 5 days Ø volume 5 days (pcs.)	1.874 EUR (0)
Ø price 30 days Ø volume 30 days (pcs.)	1.812 EUR (43)
Ø price 100 days Ø volume 100 days (pcs.)	1.838 EUR (27)
Ø price 250 days Ø volume 250 days (pcs.)	1.975 EUR (17)
YTD High date	2.285 EUR (2024/01/12)
YTD Low date	1.758 EUR (2024/09/20)
52 Weeks High date	2.360 EUR (2023/10/19)
52 Weeks Low date	1.758 EUR (2024/09/20)

Arbitrage views

Exchange ↕	Date	Time	Price	Trading volume (mio.)	Number of trades
Stuttgart	2024/10/18	13:25	1.842 EUR	0.00	8
Nasdaq Helsinki	2024/10/18	18:00	1.886 EUR	0.07	96
Munich	2024/10/18	08:05	1.874 EUR	0.00	1
London Stock Exchange	2019/03/29	17:25	1.534 EUR	0.00	2
Frankfurt	2024/10/18	08:24	1.80 EUR	0.00	2

	18						
Duesseldorf	2024/10/ 18	08:12	1.822	EUR	0.00		3
Berlin	2024/09/ 25	21:43	1.808	EUR	0.00		19

Company profile

Company Logo

The logo for CapMan, featuring the word "CapMan" in a serif font. The "C" is large and stylized, and the "a" is lowercase. The "M" is also large and stylized, and the "an" is lowercase.

Company Profile

-

Contact Details

CAPMAN OYJ

--

Telefon: -

Fax: -

E-mail: -