

CAPMAN OYJ CLASS B

ISIN: **FI0009009377** WKN: **CAPMAN**

Overview

2024/09/16 08:16:41

Price
1.794 EUR**Difference**  0.00% (0.00)

General attributes

ISIN	FI0009009377
Symbol	CAPMAN
Exchange	Munich
Currency	EUR
Sector	Financial
Security type	Stock
Market cap (m)	313 EUR
Benchmark	OMX HELSINKI 25

Market data

Bid (Bid size)	1.722 EUR (500)
Ask (Ask size)	1.826 EUR (500)
Open	1.794 EUR
High	1.794 EUR
Low	1.794 EUR
Close (prev. day)	1.794 EUR
VWAP	1.77 EUR
Volume (pcs)	0
Trading volume	0.00
Number of trades	1
Last size	0

Futures and Options




Related Futures	-
Related Options	-

5y



Information about previous performance does not guarantee future performance.
Source: FactSet

Recent research

on sector		on market	
Date		Headline	Download
2024/09/11		Global Equity Ratings	
2024/09/11		Aktienempfehlungen Global	
2024/09/09		Aktienempfehlungen Österreich	
2024/09/06		Equity Weekly	
2024/09/05		Global Equity Ratings	

Details

2024/09/16 08:16:41

Price

1.794 EUR

Difference ➔ 0.00% (0.00)

General attributes

ISIN	FI0009009377
Symbol	CAPMAN
Exchange	Munich
Currency	EUR
Sector	Financial
Security type	Stock
Market cap (m)	313 EUR
Benchmark	OMX HELSINKI 25

Market data

Bid (Bid size)	1.722 EUR (500)
Ask (Ask size)	1.826 EUR (500)
Open	1.794 EUR
High	1.794 EUR
Low	1.794 EUR
Close (prev. day)	1.794 EUR
VWAP	1.77 EUR
Volume (pcs)	0
Trading volume	0.00
Number of trades	1
Last size	0

Performance and Risk

	6m	1y	3y
Perf (%)	-9.03%	-29.78%	-41.47%
Perf (abs.)	-0.18	-0.76	-1.27
Beta	-	-	-
Volatility	9.37	20.20	19.31

5y



Information about previous performance does not guarantee future performance.
Source: FactSet

Price data

Ø price 5 days Ø volume 5 days (pcs.)	1.794 EUR (0)
Ø price 30 days Ø volume 30 days (pcs.)	1.791 EUR (10)
Ø price 100 days Ø volume 100 days (pcs.)	1.879 EUR (14)
Ø price 250 days Ø volume 250 days (pcs.)	2.031 EUR (14)
YTD High date	2.285 EUR (2024/01/12)
YTD Low date	1.770 EUR (2024/08/12)
52 Weeks High date	2.555 EUR (2023/09/14)
52 Weeks Low date	1.770 EUR (2024/08/12)

All listings for CAPMAN OYJ CLASS B

Exchange ⊕	Date	Time	Price	Trading volume (mio.)	Number of trades
Stuttgart	2024/09/16	08:03	1.722 EUR	0.00	1
Nasdaq Helsinki	2024/09/16	18:00	1.77 EUR	0.08	134
Munich	2024/09/16	08:16	1.794 EUR	0.00	1
London Stock Exchange	2019/03/29	17:25	1.534 EUR	0.00	2
Frankfurt	2024/09/16	09:17	1.702 EUR	0.00	1

	16						
Duesseldorf	2024/09/ 16	08:12	1.718	EUR	0.00		1
Berlin	2024/09/ 16	19:35	1.77	EUR	0.00		15

Company profile

Company Logo

The logo for CapMan, featuring the word "CapMan" in a stylized, serif font. The "C" is large and prominent, and the "Man" is in a smaller, more standard serif font.

Company Profile

-

Contact Details

CAPMAN OYJ

--

Telefon: -

Fax: -

E-mail: -