

CAPMAN OYJ CLASS B

ISIN: **FI0009009377** WKN: **CAPMAN**

Overview

2024/09/13 08:12:21

Price
1.794 EURDifference  0.00% (0.00)

General attributes

ISIN	FI0009009377
Symbol	CAPMAN
Exchange	Munich
Currency	EUR
Sector	Financial
Security type	Stock
Market cap (m)	314 EUR
Benchmark	OMX HELSINKI 25

Market data

Bid (Bid size)	-
Ask (Ask size)	-
Open	1.794 EUR
High	1.794 EUR
Low	1.794 EUR
Close (prev. day)	1.794 EUR
VWAP	1.77 EUR
Volume (pcs)	0
Trading volume	0.00
Number of trades	1
Last size	0

Futures and Options








Related Futures	-
Related Options	-

5y



Information about previous performance does not guarantee future performance.
Source: FactSet

Recent research

on sector		on market	
Date		Headline	Download
2024/09/11		Global Equity Ratings	
2024/09/11		Aktienempfehlungen Global	
2024/09/09		Aktienempfehlungen Österreich	
2024/09/06		Equity Weekly	
2024/09/05		Global Equity Ratings	

Details

2024/09/13 08:12:21

Price

1.794 EUR

Difference ↔ 0.00% (0.00)

General attributes

ISIN	F10009009377
Symbol	CAPMAN
Exchange	Munich
Currency	EUR
Sector	Financial
Security type	Stock
Market cap (m)	314 EUR
Benchmark	OMX HELSINKI 25

Market data

Bid (Bid size)	-
Ask (Ask size)	-
Open	1.794 EUR
High	1.794 EUR
Low	1.794 EUR
Close (prev. day)	1.794 EUR
VWAP	1.77 EUR
Volume (pcs)	0
Trading volume	0.00
Number of trades	1
Last size	0

Performance and Risk

	6m	1y	3y
Perf (%)	-9.03%	-29.78%	-41.47%
Perf (abs.)	-0.18	-0.76	-1.27
Beta	-	-	-
Volatility	9.37	20.20	19.31

5y



Information about previous performance does not guarantee future performance.
Source: FactSet

Price data

Ø price 5 days Ø volume 5 days (pcs.)	1.794 EUR (0)
Ø price 30 days Ø volume 30 days (pcs.)	1.791 EUR (10)
Ø price 100 days Ø volume 100 days (pcs.)	1.879 EUR (14)
Ø price 250 days Ø volume 250 days (pcs.)	2.031 EUR (14)
YTD High date	2.285 EUR (2024/01/12)
YTD Low date	1.770 EUR (2024/08/12)
52 Weeks High date	2.555 EUR (2023/09/14)
52 Weeks Low date	1.770 EUR (2024/08/12)

All listings for CAPMAN OYJ CLASS B

Exchange ↕	Date	Time	Price	Trading volume (mio.)	Number of trades
Stuttgart	2024/09/13	14:28	1.708 EUR	0.00	9
Nasdaq Helsinki	2024/09/13	18:00	1.776 EUR	0.11	205
Munich	2024/09/13	08:12	1.794 EUR	0.00	1
London Stock Exchange	2019/03/29	17:25	1.534 EUR	0.00	2
Frankfurt	2024/09/13	12:04	1.704 EUR	0.00	3

	13						
Duesseldorf	2024/09/ 13	08:12	1.706	EUR	0.00		3
Berlin	2024/09/ 13	21:43	1.778	EUR	0.00		18

Company profile

Company Logo

The logo for CapMan, featuring the word "CapMan" in a stylized, serif font. The "C" is large and the "a" is lowercase.

Company Profile

-

Contact Details

CAPMAN OYJ

--

Telefon: -

Fax: -

E-mail: -