

## CAPMAN OYJ CLASS B

ISIN: **FI0009009377** WKN: **CAPMAN**

## Overview

2024/05/06 08:02:20

Price  
2.045 EURDifference  1.24% (0.03)

## General attributes

ISIN	FI0009009377
Symbol	CAPMAN
Exchange	Munich
Currency	EUR
Sector	Financial
Security type	Stock
Market cap (m)	357 EUR
Benchmark	OMX HELSINKI 25

## Market data

Bid (Bid size)	-
Ask (Ask size)	-
Open	2.045 EUR
High	2.045 EUR
Low	2.045 EUR
Close (prev. day)	2.02 EUR
VWAP	2.15 EUR
Volume (pcs)	0
Trading volume	0.00
Number of trades	1
Last size	0

## Futures and Options








Related Futures	-
Related Options	-

5y



Information about previous performance does not guarantee future performance.  
Source: FactSet

## Recent research

on sector		on market	
Date		Headline	Download
2024/05/03		Equity Weekly	
2024/04/29		Aktienempfehlungen Österreich	
2024/04/26		Global Equity Ratings	
2024/04/26		Aktienempfehlungen Global	
2024/04/19		Equity Weekly	

## Details

2024/05/06 08:02:20

## Price

2.045 EUR

Difference ▲ 1.24% (0.03)

## General attributes

ISIN	F10009009377
Symbol	CAPMAN
Exchange	Munich
Currency	EUR
Sector	Financial
Security type	Stock
Market cap (m)	357 EUR
Benchmark	OMX HELSINKI 25

## Market data

Bid (Bid size)	-
Ask (Ask size)	-
Open	2.045 EUR
High	2.045 EUR
Low	2.045 EUR
Close (prev. day)	2.02 EUR
VWAP	2.15 EUR
Volume (pcs)	0
Trading volume	0.00
Number of trades	1
Last size	0

## Performance and Risk

	6m	1y	3y
Perf (%)	-0.25%	-23.92%	-26.94%
Perf (abs.)	-0.01	-0.64	-0.75
Beta	1.23	0.83	0.91
Volatility	17.37	20.00	19.61

5y



Information about previous performance does not guarantee future performance.  
Source: FactSet

## Price data

Ø price 5 days   Ø volume 5 days (pcs.)	1.988 EUR (0)
Ø price 30 days   Ø volume 30 days (pcs.)	1.968 EUR (0)
Ø price 100 days   Ø volume 100 days (pcs.)	2.071 EUR (0)
Ø price 250 days   Ø volume 250 days (pcs.)	2.295 EUR (16)
YTD High   date	2.285 EUR (2024/01/12)
YTD Low   date	1.914 EUR (2024/02/14)
52 Weeks High   date	2.665 EUR (2023/05/08)
52 Weeks Low   date	1.914 EUR (2024/02/14)

## Arbitrage views

Exchange <span>⊕</span>	Date	Time	Price	Trading volume (mio.)	Number of trades
Stuttgart	2024/05/06	16:25	1.95 EUR	0.00	9
Nasdaq Helsinki	2024/05/06	17:29	2.02 EUR	0.34	389
Munich	2024/05/06	08:02	2.045 EUR	0.00	1
London Stock Exchange	2019/03/29	17:25	1.534 EUR	0.00	2
Frankfurt	2024/05/06	09:09	1.98 EUR	0.00	2

	06						
Duesseldorf	2024/05/06	08:12	2.025	EUR	0.00		1
Berlin	2024/05/06	21:43	2.02	EUR	0.00		17

## Company profile

### Company Logo

CapMan

### Company Profile

-

### Contact Details

CAPMAN OYJ

--

----

Telefon: -

Fax: -

E-mail: -