

## INSTONE REAL ESTATE GROUP SE

ISIN: DE000A2NBX80

WKN: A2NBX8

## Overview

2024/05/08 10:13:47

Price  
9.32 EURDifference  -0.43% (-0.04)

## General attributes

ISIN	DE000A2NBX80
Symbol	INS
Exchange	Frankfurt
Currency	EUR
Sector	Other
Security type	Stock
Market cap (m)	397 EUR
Benchmark	GERMANY DAX

## Market data

Bid (Bid size)	9.07 EUR (122)
Ask (Ask size)	9.27 EUR (119)
Open	9.27 EUR
High	9.32 EUR
Low	9.27 EUR
Close (prev. day)	9.36 EUR
VWAP	9.32 EUR
Volume (pcs)	1,000
Trading volume	9,320.00
Number of trades	3
Last size	500

## Futures and Options




Related Futures	-
Related Options	-

5y



Information about previous performance does not guarantee future performance.  
Source: FactSet

## Recent research

on sector		on market	
Date		Headline	Download
2024/04/29		Aktienempfehlungen Österreich	
2024/04/26		Equity Weekly	
2024/04/26		Global Equity Ratings	
2024/04/26		Aktienempfehlungen Global	
2024/04/19		Equity Weekly	

## Details

2024/05/08 10:13:47

## Price

9.32 EUR

Difference ▼ -0.43% (-0.04)

## General attributes

ISIN	DE000A2NBX80
Symbol	INS
Exchange	Frankfurt
Currency	EUR
Sector	Other
Security type	Stock
Market cap (m)	397 EUR
Benchmark	GERMANY DAX

## Market data

Bid (Bid size)	9.07 EUR (122)
Ask (Ask size)	9.27 EUR (119)
Open	9.27 EUR
High	9.32 EUR
Low	9.27 EUR
Close (prev. day)	9.36 EUR
VWAP	9.32 EUR
Volume (pcs)	1,000
Trading volume	9,320.00
Number of trades	3
Last size	500

## Performance and Risk

	6m	1y	3y
Perf (%)	+65.66%	+40.75%	-59.83%
Perf (abs.)	+3.71	+2.71	-13.94
Beta	1.17	1.17	1.15
Volatility	42.88	45.04	48.75

5y



Information about previous performance does not guarantee future performance.  
Source: FactSet

## Price data

Ø price 5 days   Ø volume 5 days (pcs.)	8.93 EUR (113)
Ø price 30 days   Ø volume 30 days (pcs.)	8.75 EUR (112)
Ø price 100 days   Ø volume 100 days (pcs.)	8.02 EUR (165)
Ø price 250 days   Ø volume 250 days (pcs.)	6.69 EUR (197)
YTD High   date	9.36 EUR (2024/05/07)
YTD Low   date	7.20 EUR (2024/01/02)
52 Weeks High   date	9.36 EUR (2024/05/07)
52 Weeks Low   date	4.95 EUR (2023/06/01)

## Arbitrage views

Exchange <span>⊕</span>	Date	Time	Price	Trading volume (mio.)	Number of trades
Xetra	2024/05/08	17:36	9.16 EUR	0.21	147
Tradegate	2024/05/08	16:32	9.19 EUR	0.03	10
Stuttgart	2024/05/08	20:15	9.08 EUR	0.03	59
Munich	2024/05/08	08:05	9.27 EUR	0.00	1
London Stock	2024/04/	14:38	8.99 EUR	0.01	1

Exchange	15						
Hanover	2024/05/08	08:16	9.28	EUR	0.00		1
Hamburg	2024/05/08	08:16	9.28	EUR	0.00		1
Frankfurt	2024/05/08	10:13	9.32	EUR	0.01		3
FINRA other OTC Issues	2024/04/02	02:10	9.50	USD	0.00		1
Duesseldorf	2024/05/08	19:30	9.02	EUR	0.00		5
Berlin	2024/05/08	08:05	9.27	EUR	0.00		1

## Company profile

### Company Logo



### Contact Details

INSTONE REAL ESTATE GROUP SE

--

Grugaplatz 2-4 - 45131 Essen

Telefon: +49-201-45355-0

Fax: +49-201-45355-934

E-mail: [info@instone.de](mailto:info@instone.de)

### Company Profile

-

#### Members of Management Board

Kruno Crepulja Chairman of Managing Board

Andreas Gräf Member of Executive Committee

David Dreyfus Member of Executive Committee

#### Board of directors

Stefan Brendgen Chairman of Supervisory Board

Jochen Scharpe Member of Supervisory Board

Christiane Jansen Member of Supervisory Board

Dietmar Peter Binkowska Member of Supervisory Board

Sabine Georgi Member of Supervisory Board

Stefan Mohr Member of Supervisory Board